

UNITEDHEALTH GROUP INC. FUTURE (UNHF) - EUX/202410

2024/08/15 18:48:41

Price
579.8593 USD

Difference  -0.32% (-1.85)

General attributes

Symbol	UNHJV24
Exchange	Eurex
Currency	USD
Security type	Future
Underlying	UNITEDHEALTH GROUP INC.
Maturity	10-2024
Contract size	100

Market data

Bid (Bid size)	- USD (-)
Ask (Ask size)	- USD (-)
Open	579.8593 USD
High	579.8593 USD
Low	579.8593 USD
Close (prev. day)	581.706 USD
Underlying	UNITEDHEALTH GROUP INC.
Underlying price (date)	579.61 (24/08/15)
Settlement price (date)	579.86 (24/08/15)
Open Interest	0

Performance and Risk

	6m	1Y	3Y
Perf (%)	+8.82%	-	-
Perf (abs.)	+47.01	-	-
Beta	-	-	-
Volatility	27.03	-	-

Futures and Options

Related Futures	-
Related Options	-












5Y

Information about previous performance does not guarantee future performance.
Source: FactSet

Price data

Ø price 5 days Ø volume 5 days (pcs.)	574.5095 USD (0)
Ø price 30 days Ø volume 30 days (pcs.)	556.7551 USD (0)
Ø price 100 days Ø volume 100 days (pcs.)	515.7480 USD (0)
Ø price 250 days Ø volume 250 days (pcs.)	- USD (-)
YTD High date	581.7060 USD (2024/08/14)
YTD Low date	449.1993 USD (2024/04/12)
52 Weeks High date	- USD (-)
52 Weeks Low date	- USD (-)

Recent Research

on underlying	on sector	on market	
Date		Headline	Download
2024/08/12		Global Equity Ratings	
2024/07/24		Global Equity Ratings	
2024/07/12		Global Equity Ratings	
2024/06/21		Global Equity Ratings	
2024/06/14		Global Equity Ratings	