

## BOEING CO. FUTURE (BCOF) - EUX/202410

2024/06/28 18:40:39

Price  
**186.1879** USDDifference  1.06% (1.96)

## General attributes

|               |                 |
|---------------|-----------------|
| Symbol        | BCOFV24         |
| Exchange      | Eurex           |
| Currency      | USD             |
| Security type | Future          |
| Underlying    | BOEING CO., THE |
| Maturity      | 10-2024         |
| Contract size | 100             |

## Market data

|                         |                   |
|-------------------------|-------------------|
| Bid (Bid size)          | - USD (-)         |
| Ask (Ask size)          | - USD (-)         |
| Open                    | 186.1879 USD      |
| High                    | 186.1879 USD      |
| Low                     | 186.1879 USD      |
| Close (prev. day)       | 184.2284 USD      |
| Underlying              | BOEING CO., THE   |
| Underlying price (date) | 182.01 (24/06/28) |
| Settlement price (date) | 186.19 (24/06/28) |
| Open Interest           | 0                 |

## Performance and Risk

|             | 6m      | 1Y | 3Y |
|-------------|---------|----|----|
| Perf (%)    | -31.01% | -  | -  |
| Perf (abs.) | -83.70  | -  | -  |
| Beta        | -       | -  | -  |
| Volatility  | 33.26   | -  | -  |

## Futures and Options

|                 |   |
|-----------------|---|
| Related Futures | - |
| Related Options | - |












Information about previous performance does not guarantee future performance.  
Source: FactSet

## Price data

|   |                           |
|---|---------------------------|
| Ø price 5 days   Ø volume 5 days (pcs.)     | 182.1109 USD (0)          |
| Ø price 30 days   Ø volume 30 days (pcs.)   | 183.8041 USD (0)          |
| Ø price 100 days   Ø volume 100 days (pcs.) | 190.4823 USD (0)          |
| Ø price 250 days   Ø volume 250 days (pcs.) | - USD (-)                 |
| YTD High   date                             | 264.9808 USD (2024/01/02) |
| YTD Low   date                              | 165.7133 USD (2024/04/25) |
| 52 Weeks High   date                        | - USD (-)                 |
| 52 Weeks Low   date                         | - USD (-)                 |

## Recent Research

| on sector  |   | on market             |   |
|------------|---|-----------------------|---|
| Date       |   | Headline              | Download  |
| 2024/06/21 |  | Global Equity Ratings |  |
| 2024/06/14 |  | Global Equity Ratings |  |
| 2024/05/29 |  | Global Equity Ratings |  |
| 2024/04/26 |  | Global Equity Ratings |  |
| 2024/04/03 |  | Global Equity Ratings |  |