

BASF SE FUTURE (BASG) - EUX/202410

2024/05/21 18:43:15

Price
49.9368 EUR

Difference  -0.21% (-0.11)

General attributes

Symbol	BASGV24
Exchange	Eurex
Currency	EUR
Security type	Future
Underlying	BASF SE
Maturity	10-2024
Contract size	100

Market data

Bid (Bid size)	- EUR (-)
Ask (Ask size)	- EUR (-)
Open	49.9368 EUR
High	49.9368 EUR
Low	49.9368 EUR
Close (prev. day)	50.0433 EUR
Underlying	BASF SE
Underlying price (date)	49.155 (24/05/21)
Settlement price (date)	49.94 (24/05/21)
Open Interest	0

Performance and Risk

	6m	1Y	3Y
Perf (%)	+16.01%	-	-
Perf (abs.)	+6.91	-	-
Beta	-	-	-
Volatility	22.09	-	-

Futures and Options

Related Futures	-
Related Options	-












Information about previous performance does not guarantee future performance.
Source: FactSet

Price data

Ø price 5 days Ø volume 5 days (pcs.)	50.0490 EUR (0)
Ø price 30 days Ø volume 30 days (pcs.)	50.0453 EUR (0)
Ø price 100 days Ø volume 100 days (pcs.)	47.1502 EUR (0)
Ø price 250 days Ø volume 250 days (pcs.)	- EUR (-)
YTD High date	53.3442 EUR (2024/04/04)
YTD Low date	41.3047 EUR (2024/01/22)
52 Weeks High date	- EUR (-)
52 Weeks Low date	- EUR (-)

Recent Research

on underlying	on sector	on market	
Date		Headline	Download
2024/04/26		Global Equity Ratings	
2024/04/03		Global Equity Ratings	
2024/03/13		Global Equity Ratings	
2024/02/22		Global Equity Ratings	
2024/02/14		Global Equity Ratings	