

HONEYWELL INTERNATIONAL INC. FUTURE (HONF) - EUX/202410

2024/08/15 18:48:09

Price
199.4438 USD

Difference  1.22% (2.40)

General attributes

Symbol	HONFV24
Exchange	Eurex
Currency	USD
Security type	Future
Underlying	HONEYWELL INTERNATIONAL INC.
Maturity	10-2024
Contract size	100

Market data

Bid (Bid size)	- USD (-)
Ask (Ask size)	- USD (-)
Open	199.4438 USD
High	199.4438 USD
Low	199.4438 USD
Close (prev. day)	197.0453 USD
Underlying	HONEYWELL INTERNATIONAL INC.
Underlying price (date)	197.87 (24/08/16)
Settlement price (date)	199.44 (24/08/15)
Open Interest	0

Performance and Risk

	6m	1Y	3Y
Perf (%)	-0.72%	-	-
Perf (abs.)	-1.44	-	-
Beta	-	-	-
Volatility	17.29	-	-

Futures and Options

Related Futures	-
Related Options	-

5Y









Information about previous performance does not guarantee future performance.
Source: FactSet

Price data

Ø price 5 days Ø volume 5 days (pcs.)	198.1248 USD (0)
Ø price 30 days Ø volume 30 days (pcs.)	208.9009 USD (0)
Ø price 100 days Ø volume 100 days (pcs.)	206.6764 USD (0)
Ø price 250 days Ø volume 250 days (pcs.)	- USD (-)
YTD High date	222.3317 USD (2024/07/18)
YTD Low date	193.4750 USD (2024/04/17)
52 Weeks High date	- USD (-)
52 Weeks Low date	- USD (-)

Recent Research

on sector		on market	
Date		Headline	Download
2024/08/12		Global Equity Ratings	
2024/07/24		Global Equity Ratings	
2024/07/12		Global Equity Ratings	
2024/06/21		Global Equity Ratings	
2024/06/14		Global Equity Ratings	