

HONEYWELL INTERNATIONAL INC. FUTURE (HONF) - EUX/202410

2024/06/28 18:40:50

Price
215.9471 USD

Difference  -0.60% (-1.30)

General attributes

Symbol	HONFV24
Exchange	Eurex
Currency	USD
Security type	Future
Underlying	HONEYWELL INTERNATIONAL INC.
Maturity	10-2024
Contract size	100

Market data

Bid (Bid size)	- USD (-)
Ask (Ask size)	- USD (-)
Open	215.9471 USD
High	215.9471 USD
Low	215.9471 USD
Close (prev. day)	217.2451 USD
Underlying	HONEYWELL INTERNATIONAL INC.
Underlying price (date)	213.54 (24/06/28)
Settlement price (date)	215.95 (24/06/28)
Open Interest	0

Performance and Risk

	6m	1Y	3Y
Perf (%)	+0.50%	-	-
Perf (abs.)	+1.07	-	-
Beta	-	-	-
Volatility	15.61	-	-

Futures and Options

Related Futures	-
Related Options	-

5Y









Information about previous performance does not guarantee future performance.
Source: FactSet

Price data

Ø price 5 days Ø volume 5 days (pcs.)	217.2096 USD (0)
Ø price 30 days Ø volume 30 days (pcs.)	210.5944 USD (0)
Ø price 100 days Ø volume 100 days (pcs.)	204.2639 USD (0)
Ø price 250 days Ø volume 250 days (pcs.)	- USD (-)
YTD High date	220.3165 USD (2024/06/24)
YTD Low date	193.4750 USD (2024/04/17)
52 Weeks High date	- USD (-)
52 Weeks Low date	- USD (-)

Recent Research

on sector		on market	
Date		Headline	Download
2024/06/21		Global Equity Ratings	
2024/06/14		Global Equity Ratings	
2024/05/29		Global Equity Ratings	
2024/04/26		Global Equity Ratings	
2024/04/03		Global Equity Ratings	