

HONEYWELL INTERNATIONAL INC. FUTURE (HONF) - EUX/202410

2024/06/25 19:05:28

Price
216.6851 USD

Difference  -1.65% (-3.63)

General attributes

Symbol	HONFV24
Exchange	Eurex
Currency	USD
Security type	Future
Underlying	HONEYWELL INTERNATIONAL INC.
Maturity	10-2024
Contract size	100

Market data

Bid (Bid size)	- USD (-)
Ask (Ask size)	- USD (-)
Open	216.6851 USD
High	216.6851 USD
Low	216.6851 USD
Close (prev. day)	220.3165 USD
Underlying	HONEYWELL INTERNATIONAL INC.
Underlying price (date)	214.45 (24/06/25)
Settlement price (date)	216.69 (24/06/25)
Open Interest	0

Performance and Risk

	6m	1Y	3Y
Perf (%)	+2.40%	-	-
Perf (abs.)	+5.08	-	-
Beta	-	-	-
Volatility	15.62	-	-

Futures and Options

Related Futures	-
Related Options	-











Information about previous performance does not guarantee future performance.
Source: FactSet

Price data

Ø price 5 days Ø volume 5 days (pcs.)	217.3060 USD (0)
Ø price 30 days Ø volume 30 days (pcs.)	209.8690 USD (0)
Ø price 100 days Ø volume 100 days (pcs.)	203.7396 USD (0)
Ø price 250 days Ø volume 250 days (pcs.)	- USD (-)
YTD High date	220.3165 USD (2024/06/24)
YTD Low date	193.4750 USD (2024/04/17)
52 Weeks High date	- USD (-)
52 Weeks Low date	- USD (-)

Recent Research

on sector		on market	
Date		Headline	Download
2024/06/21		Global Equity Ratings	
2024/06/14		Global Equity Ratings	
2024/05/29		Global Equity Ratings	
2024/04/26		Global Equity Ratings	
2024/04/03		Global Equity Ratings	