

NEWMONT CORP. FUTURE (NEMF) - EUX/202410

2024/08/16 19:01:43

Price
50.0842 USD

Difference  1.24% (0.61)

General attributes

Symbol	NEMFV24
Exchange	Eurex
Currency	USD
Security type	Future
Underlying	NEWMONT CORP.
Maturity	10-2024
Contract size	100

Market data

Bid (Bid size)	- USD (-)
Ask (Ask size)	- USD (-)
Open	50.0842 USD
High	50.0842 USD
Low	50.0842 USD
Close (prev. day)	49.4728 USD
Underlying	NEWMONT CORP.
Underlying price (date)	50.21 (24/08/16)
Settlement price (date)	50.08 (24/08/16)
Open Interest	0

Performance and Risk

	6m	1Y	3Y
Perf (%)	+49.51%	-	-
Perf (abs.)	+16.59	-	-
Beta	-	-	-
Volatility	37.35	-	-

Futures and Options

Related Futures	-
Related Options	-







Information about previous performance does not guarantee future performance.
Source: FactSet

Price data

Ø price 5 days Ø volume 5 days (pcs.)	49.3327 USD (0)
Ø price 30 days Ø volume 30 days (pcs.)	47.8364 USD (0)
Ø price 100 days Ø volume 100 days (pcs.)	43.3389 USD (0)
Ø price 250 days Ø volume 250 days (pcs.)	- USD (-)
YTD High date	50.0842 USD (2024/08/16)
YTD Low date	29.9111 USD (2024/02/28)
52 Weeks High date	- USD (-)
52 Weeks Low date	- USD (-)

Recent Research

on sector		on market	
Date		Headline	Download
2024/08/16		Akciové trhy - denní zpráva	
2024/08/15		Akciové trhy - denní zpráva	
2024/08/14		Akciové trhy - denní zpráva	
2024/08/13		Akciové trhy - denní zpráva	
2024/08/12		Global Equity Ratings	