

NOKIAN RENKAAT OYJ FUTURE (NREF) - EUX/202410

2024/07/26 18:35:38

Price
8.3632 EUR

Difference  -0.30% (-0.03)

General attributes

Symbol	NREFV24
Exchange	Eurex
Currency	EUR
Security type	Future
Underlying	NOKIAN TYRES OYJ
Maturity	10-2024
Contract size	100

Market data

Bid (Bid size)	- EUR (-)
Ask (Ask size)	- EUR (-)
Open	8.3632 EUR
High	8.3632 EUR
Low	8.3632 EUR
Close (prev. day)	8.3883 EUR
Underlying	NOKIAN TYRES OYJ
Underlying price (date)	8.286 (24/07/26)
Settlement price (date)	8.36 (24/07/26)
Open Interest	0

Performance and Risk

	6m	1Y	3Y
Perf (%)	-5.55%	-	-
Perf (abs.)	-0.49	-	-
Beta	-	-	-
Volatility	27.86	-	-

Futures and Options

Related Futures	-
Related Options	-

5Y










Information about previous performance does not guarantee future performance.
Source: FactSet

Price data

Ø price 5 days Ø volume 5 days (pcs.)	8.0965 EUR (0)
Ø price 30 days Ø volume 30 days (pcs.)	7.9495 EUR (0)
Ø price 100 days Ø volume 100 days (pcs.)	8.3954 EUR (0)
Ø price 250 days Ø volume 250 days (pcs.)	- EUR (-)
YTD High date	9.3107 EUR (2024/05/16)
YTD Low date	7.7559 EUR (2024/07/09)
52 Weeks High date	- EUR (-)
52 Weeks Low date	- EUR (-)

Recent Research

on sector		on market	
Date		Headline	Download
2024/07/24		Global Equity Ratings	
2024/07/12		Global Equity Ratings	
2024/06/21		Global Equity Ratings	
2024/06/14		Global Equity Ratings	
2024/05/29		Global Equity Ratings	