

PEPSICO INC. FUTURE (PEPF) - EUX/202410

2024/08/15 18:48:26

Price
172.7651 USD

Difference  -0.47% (-0.82)

General attributes

Symbol	PEPFV24
Exchange	Eurex
Currency	USD
Security type	Future
Underlying	PEPSICO INC.
Maturity	10-2024
Contract size	100

Market data

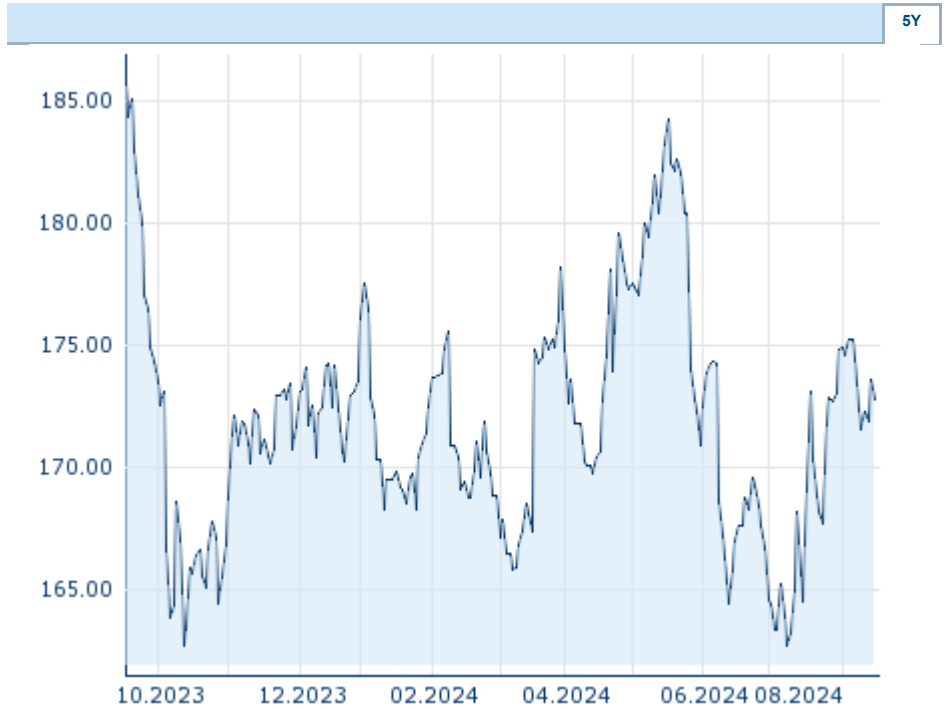
Bid (Bid size)	- USD (-)
Ask (Ask size)	- USD (-)
Open	172.7651 USD
High	172.7651 USD
Low	172.7651 USD
Close (prev. day)	173.5858 USD
Underlying	PEPSICO INC.
Underlying price (date)	172.52 (24/08/15)
Settlement price (date)	172.77 (24/08/15)
Open Interest	0

Performance and Risk

	6m	1Y	3Y
Perf (%)	+1.97%	-	-
Perf (abs.)	+3.33	-	-
Beta	-	-	-
Volatility	16.55	-	-

Futures and Options

Related Futures	-
Related Options	-












Information about previous performance does not guarantee future performance.
Source: FactSet

Price data

Ø price 5 days Ø volume 5 days (pcs.)	172.4293 USD (0)
Ø price 30 days Ø volume 30 days (pcs.)	170.3334 USD (0)
Ø price 100 days Ø volume 100 days (pcs.)	172.6571 USD (0)
Ø price 250 days Ø volume 250 days (pcs.)	- USD (-)
YTD High date	184.2412 USD (2024/05/17)
YTD Low date	162.7574 USD (2024/07/09)
52 Weeks High date	- USD (-)
52 Weeks Low date	- USD (-)

Recent Research

on underlying	on sector	on market	
Date		Headline	Download
2024/08/12		Global Equity Ratings	
2024/07/24		Global Equity Ratings	
2024/07/12		Global Equity Ratings	
2024/06/21		Global Equity Ratings	
2024/06/14		Global Equity Ratings	