

# PEPSICO INC. FUTURE (PEPF) - EUX/202410

2024/07/26 18:35:41

Price  
**172.8882** USD

Difference  0.67% (1.15)

### General attributes

Symbol	PEPFV24
Exchange	Eurex
Currency	USD
Security type	Future
Underlying	PEPSICO INC.
Maturity	10-2024
Contract size	100

### Market data

Bid (Bid size)	- USD (-)
Ask (Ask size)	- USD (-)
Open	172.8882 USD
High	172.8882 USD
Low	172.8882 USD
Close (prev. day)	171.7364 USD
Underlying	PEPSICO INC.
Underlying price (date)	172.75 (24/07/26)
Settlement price (date)	172.89 (24/07/26)
Open Interest	0

### Performance and Risk

	6m	1Y	3Y
Perf (%)	+1.44%	-	-
Perf (abs.)	+2.45	-	-
Beta	-	-	-
Volatility	16.86	-	-

### Futures and Options

Related Futures	-
Related Options	-

5Y










Information about previous performance does not guarantee future performance.  
Source: FactSet

### Price data

Ø price 5 days   Ø volume 5 days (pcs.)	169.8819 USD (0)
Ø price 30 days   Ø volume 30 days (pcs.)	167.2473 USD (0)
Ø price 100 days   Ø volume 100 days (pcs.)	172.2146 USD (0)
Ø price 250 days   Ø volume 250 days (pcs.)	- USD (-)
YTD High   date	184.2412 USD (2024/05/17)
YTD Low   date	162.7574 USD (2024/07/09)
52 Weeks High   date	- USD (-)
52 Weeks Low   date	- USD (-)

### Recent Research

on underlying	on sector	on market	
Date		Headline	Download
2024/07/24		Global Equity Ratings	
2024/07/12		Global Equity Ratings	
2024/06/21		Global Equity Ratings	
2024/06/14		Global Equity Ratings	
2024/05/29		Global Equity Ratings	