

PEPSICO INC. FUTURE (PEPF) - EUX/202410

2024/07/16 18:50:50

Price
164.5015 USDDifference  -0.72% (-1.20)

General attributes

Symbol	PEPFV24
Exchange	Eurex
Currency	USD
Security type	Future
Underlying	PEPSICO INC.
Maturity	10-2024
Contract size	100

Market data

Bid (Bid size)	- USD (-)
Ask (Ask size)	- USD (-)
Open	164.5015 USD
High	164.5015 USD
Low	164.5015 USD
Close (prev. day)	165.7002 USD
Underlying	PEPSICO INC.
Underlying price (date)	164.76 (24/07/16)
Settlement price (date)	164.50 (24/07/16)
Open Interest	0

Performance and Risk

	6m	1Y	3Y
Perf (%)	-2.94%	-	-
Perf (abs.)	-4.98	-	-
Beta	-	-	-
Volatility	15.63	-	-

Futures and Options

Related Futures	-
Related Options	-





















Information about previous performance does not guarantee future performance.
Source: FactSet

Price data

Ø price 5 days Ø volume 5 days (pcs.)	165.3195 USD (0)
Ø price 30 days Ø volume 30 days (pcs.)	166.9917 USD (0)
Ø price 100 days Ø volume 100 days (pcs.)	172.1116 USD (0)
Ø price 250 days Ø volume 250 days (pcs.)	- USD (-)
YTD High date	184.2412 USD (2024/05/17)
YTD Low date	162.7574 USD (2024/07/09)
52 Weeks High date	- USD (-)
52 Weeks Low date	- USD (-)

Recent Research

on underlying		on sector		on market	
Date				Headline	Download
2024/07/12				Global Equity Ratings	
2024/06/21				Global Equity Ratings	
2024/06/14				Global Equity Ratings	
2024/05/29				Global Equity Ratings	
2024/04/26				Global Equity Ratings	