

## PEPSICO INC. FUTURE (PEPF) - EUX/202410

2024/05/21 18:44:03

Price  
**182.0892** USDDifference  -0.21% (-0.38)

## General attributes

Symbol	PEPFV24
Exchange	Eurex
Currency	USD
Security type	Future
Underlying	PEPSICO INC.
Maturity	10-2024
Contract size	100

## Market data

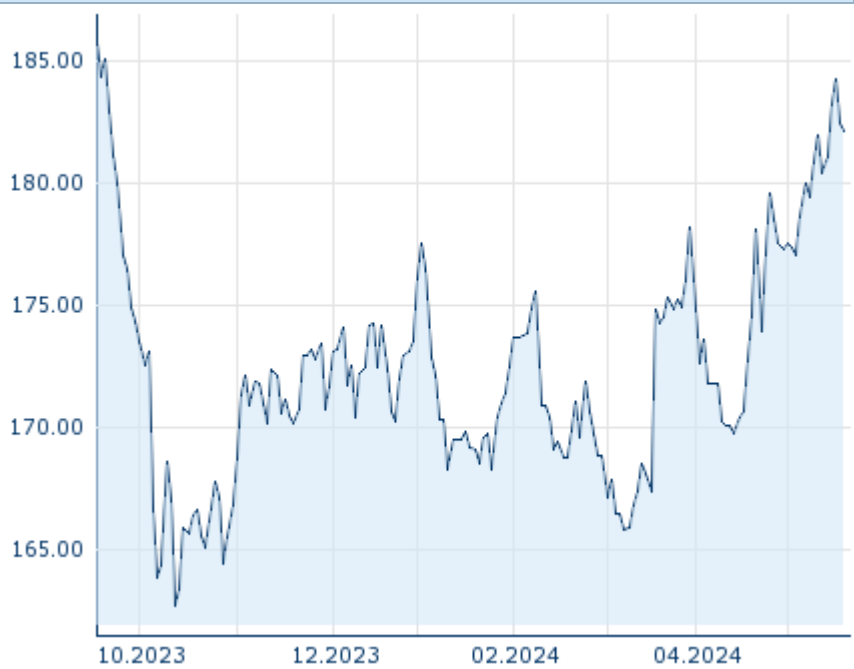
Bid (Bid size)	- USD (-)
Ask (Ask size)	- USD (-)
Open	182.0892 USD
High	182.0892 USD
Low	182.0892 USD
Close (prev. day)	182.4643 USD
Underlying	PEPSICO INC.
Underlying price (date)	181.08 (24/05/21)
Settlement price (date)	182.09 (24/05/21)
Open Interest	0

## Performance and Risk

	6m	1Y	3Y
Perf (%)	+6.64%	-	-
Perf (abs.)	+11.33	-	-
Beta	-	-	-
Volatility	14.46	-	-

## Futures and Options

Related Futures	-
Related Options	-











5Y

Information about previous performance does not guarantee future performance.  
Source: FactSet

## Price data

Ø price 5 days   Ø volume 5 days (pcs.)	182.6083 USD (0)
Ø price 30 days   Ø volume 30 days (pcs.)	176.9601 USD (0)
Ø price 100 days   Ø volume 100 days (pcs.)	172.9284 USD (0)
Ø price 250 days   Ø volume 250 days (pcs.)	- USD (-)
YTD High   date	184.2412 USD (2024/05/17)
YTD Low   date	165.8218 USD (2024/03/07)
52 Weeks High   date	- USD (-)
52 Weeks Low   date	- USD (-)

## Recent Research

on underlying		on sector		on market	
Date				Headline	Download
2024/04/26				Global Equity Ratings	
2024/04/03				Global Equity Ratings	
2024/03/13				Global Equity Ratings	
2024/02/22				Global Equity Ratings	
2024/02/14				Global Equity Ratings	