

## PEPSICO INC. FUTURE (PEPF) - EUX/202410

2024/04/30 18:39:43

Price  
**177.3314** USDDifference  -0.12% (-0.21)

## General attributes

Symbol	PEPFV24
Exchange	Eurex
Currency	USD
Security type	Future
Underlying	PEPSICO INC.
Maturity	10-2024
Contract size	100

## Market data

Bid (Bid size)	- USD (-)
Ask (Ask size)	- USD (-)
Open	177.3314 USD
High	177.3314 USD
Low	177.3314 USD
Close (prev. day)	177.5377 USD
Underlying	PEPSICO INC.
Underlying price (date)	175.15 (24/05/01)
Settlement price (date)	177.33 (24/04/30)
Open Interest	0

## Performance and Risk

	6m	1Y	3Y
Perf (%)	+7.15%	-	-
Perf (abs.)	+11.84	-	-
Beta	-	-	-
Volatility	14.60	-	-

## Futures and Options

Related Futures	-
Related Options	-











5Y

Information about previous performance does not guarantee future performance.  
Source: FactSet

## Price data

Ø price 5 days   Ø volume 5 days (pcs.)	178.0246 USD (0)
Ø price 30 days   Ø volume 30 days (pcs.)	174.1844 USD (0)
Ø price 100 days   Ø volume 100 days (pcs.)	171.7940 USD (0)
Ø price 250 days   Ø volume 250 days (pcs.)	- USD (-)
YTD High   date	179.6160 USD (2024/04/25)
YTD Low   date	165.8218 USD (2024/03/07)
52 Weeks High   date	- USD (-)
52 Weeks Low   date	- USD (-)

## Recent Research

on underlying	on sector	on market	
Date		Headline	Download
2024/04/26		Global Equity Ratings	
2024/04/03		Global Equity Ratings	
2024/03/13		Global Equity Ratings	
2024/02/22		Global Equity Ratings	
2024/02/14		Global Equity Ratings	