

3M CO. FUTURE (MMMFM) - EUX/202410

2024/07/16 18:50:42

Price
103.5884 USDDifference  -1.33% (-1.39)

General attributes

Symbol	MMMFM24
Exchange	Eurex
Currency	USD
Security type	Future
Underlying	3M COMPANY
Maturity	10-2024
Contract size	100

Market data

Bid (Bid size)	- USD (-)
Ask (Ask size)	- USD (-)
Open	103.5884 USD
High	103.5884 USD
Low	103.5884 USD
Close (prev. day)	104.9832 USD
Underlying	3M COMPANY
Underlying price (date)	103.31 (24/07/16)
Settlement price (date)	103.59 (24/07/16)
Open Interest	0

Performance and Risk

	6m	1Y	3Y
Perf (%)	-3.53%	-	-
Perf (abs.)	-3.79	-	-
Beta	-	-	-
Volatility	35.34	-	-

Futures and Options

Related Futures	-
Related Options	-

5Y










Information about previous performance does not guarantee future performance.
Source: FactSet

Price data

Ø price 5 days Ø volume 5 days (pcs.)	103.7497 USD (0)
Ø price 30 days Ø volume 30 days (pcs.)	102.4759 USD (0)
Ø price 100 days Ø volume 100 days (pcs.)	98.7819 USD (0)
Ø price 250 days Ø volume 250 days (pcs.)	- USD (-)
YTD High date	110.1929 USD (2024/01/02)
YTD Low date	89.9664 USD (2024/04/16)
52 Weeks High date	- USD (-)
52 Weeks Low date	- USD (-)

Recent Research

on underlying	on sector	on market	
Date		Headline	Download
2023/06/06		Global Equity Ratings	
2023/06/01		Global Equity Ratings	
2023/05/24		Global Equity Ratings	
2023/05/03		Global Equity Ratings	
2023/04/25		Global Equity Ratings	