

MERCK & CO. INC. FUTURE (MCCF) - EUX/202410

2024/08/20 18:50:52

Price
115.0507 USD

Difference  0.64% (0.73)

General attributes

Symbol	MCCFV24
Exchange	Eurex
Currency	USD
Security type	Future
Underlying	MERCK & CO. INC.
Maturity	10-2024
Contract size	100

Market data

Bid (Bid size)	- USD (-)
Ask (Ask size)	- USD (-)
Open	115.0507 USD
High	115.0507 USD
Low	115.0507 USD
Close (prev. day)	114.3239 USD
Underlying	MERCK & CO. INC.
Underlying price (date)	115.14 (24/08/20)
Settlement price (date)	115.05 (24/08/20)
Open Interest	0

Performance and Risk

	6m	1Y	3Y
Perf (%)	-11.71%	-	-
Perf (abs.)	-15.26	-	-
Beta	-	-	-
Volatility	21.60	-	-

Futures and Options

Related Futures	-
Related Options	-

5Y












Information about previous performance does not guarantee future performance.
Source: FactSet

Price data

Ø price 5 days Ø volume 5 days (pcs.)	113.8287 USD (0)
Ø price 30 days Ø volume 30 days (pcs.)	120.3314 USD (0)
Ø price 100 days Ø volume 100 days (pcs.)	127.2645 USD (0)
Ø price 250 days Ø volume 250 days (pcs.)	- USD (-)
YTD High date	134.8235 USD (2024/06/25)
YTD Low date	111.7169 USD (2024/08/07)
52 Weeks High date	- USD (-)
52 Weeks Low date	- USD (-)

Recent Research

on underlying	on sector	on market		
Date			Headline	Download
2024/08/12			Global Equity Ratings	
2024/07/24			Global Equity Ratings	
2024/07/12			Global Equity Ratings	
2024/06/21			Global Equity Ratings	
2024/06/14			Global Equity Ratings	