

MERCK & CO. INC. FUTURE (MCCF) - EUX/202410

2024/07/16 18:50:42

Price
129.1667 USD

Difference  -0.08% (-0.11)

General attributes

Symbol	MCCFV24
Exchange	Eurex
Currency	USD
Security type	Future
Underlying	MERCK & CO. INC.
Maturity	10-2024
Contract size	100

Market data

Bid (Bid size)	- USD (-)
Ask (Ask size)	- USD (-)
Open	129.1667 USD
High	129.1667 USD
Low	129.1667 USD
Close (prev. day)	129.2747 USD
Underlying	MERCK & CO. INC.
Underlying price (date)	125.44 (24/07/16)
Settlement price (date)	129.17 (24/07/16)
Open Interest	0

Performance and Risk

	6m	1Y	3Y
Perf (%)	+7.30%	-	-
Perf (abs.)	+8.79	-	-
Beta	-	-	-
Volatility	16.41	-	-

Futures and Options

Related Futures	-
Related Options	-

5Y












Information about previous performance does not guarantee future performance.
Source: FactSet

Price data

Ø price 5 days Ø volume 5 days (pcs.)	129.0765 USD (0)
Ø price 30 days Ø volume 30 days (pcs.)	130.1399 USD (0)
Ø price 100 days Ø volume 100 days (pcs.)	129.3995 USD (0)
Ø price 250 days Ø volume 250 days (pcs.)	- USD (-)
YTD High date	134.8235 USD (2024/06/25)
YTD Low date	114.0640 USD (2024/01/02)
52 Weeks High date	- USD (-)
52 Weeks Low date	- USD (-)

Recent Research

on underlying	on sector	on market	
Date		Headline	Download
2024/07/12		Global Equity Ratings	
2024/06/21		Global Equity Ratings	
2024/06/14		Global Equity Ratings	
2024/05/29		Global Equity Ratings	
2024/04/26		Global Equity Ratings	