

# BANK OF AMERICA CORP. FUTURE (BACF) - EUX/202410

2024/07/26 18:34:54

**Price**  
41.9262 USD

**Difference**  -1.23% (-0.52)

### General attributes

Symbol	BACFV24
Exchange	Eurex
Currency	USD
Security type	Future
Underlying	BANK OF AMERICA CORP.
Maturity	10-2024
Contract size	100

### Market data

Bid (Bid size)	- USD (-)
Ask (Ask size)	- USD (-)
Open	41.9262 USD
High	41.9262 USD
Low	41.9262 USD
Close (prev. day)	42.4495 USD
Underlying	BANK OF AMERICA CORP.
Underlying price (date)	41.67 (24/07/26)
Settlement price (date)	41.93 (24/07/26)
Open Interest	0

### Performance and Risk

	6m	1Y	3Y
Perf (%)	+22.96%	-	-
Perf (abs.)	+7.83	-	-
Beta	-	-	-
Volatility	22.24	-	-

### Futures and Options

Related Futures	-
Related Options	-











5Y

Information about previous performance does not guarantee future performance.  
Source: FactSet

### Price data

Ø price 5 days   Ø volume 5 days (pcs.)	42.6300 USD (0)
Ø price 30 days   Ø volume 30 days (pcs.)	41.5623 USD (0)
Ø price 100 days   Ø volume 100 days (pcs.)	39.2802 USD (0)
Ø price 250 days   Ø volume 250 days (pcs.)	- USD (-)
YTD High   date	44.7060 USD (2024/07/17)
YTD Low   date	32.1246 USD (2024/01/18)
52 Weeks High   date	- USD (-)
52 Weeks Low   date	- USD (-)

### Recent Research

on underlying	on sector	on market	
Date		Headline	Download
2024/07/24		Global Equity Ratings	
2024/07/12		Global Equity Ratings	
2024/06/21		Global Equity Ratings	
2024/06/14		Global Equity Ratings	
2024/05/29		Global Equity Ratings	