

SWISSCOM AG FUTURE (SCMH) - EUX/202410

2024/08/15 18:48:31

Price
529.5643 CHF

Difference  -0.75% (-4.01)

General attributes

Symbol	SCMHV24
Exchange	Eurex
Currency	CHF
Security type	Future
Underlying	SWISSCOM AG
Maturity	10-2024
Contract size	10

Market data

Bid (Bid size)	- CHF (-)
Ask (Ask size)	- CHF (-)
Open	529.5643 CHF
High	529.5643 CHF
Low	529.5643 CHF
Close (prev. day)	533.5746 CHF
Underlying	SWISSCOM AG
Underlying price (date)	529.50 (24/08/16)
Settlement price (date)	529.56 (24/08/15)
Open Interest	0

Performance and Risk

	6m	1Y	3Y
Perf (%)	+7.06%	-	-
Perf (abs.)	+34.92	-	-
Beta	-	-	-
Volatility	13.72	-	-

Futures and Options

Related Futures	-
Related Options	-













Information about previous performance does not guarantee future performance.
Source: FactSet

Price data

Ø price 5 days Ø volume 5 days (pcs.)	528.0891 CHF (0)
Ø price 30 days Ø volume 30 days (pcs.)	528.7079 CHF (0)
Ø price 100 days Ø volume 100 days (pcs.)	514.8609 CHF (0)
Ø price 250 days Ø volume 250 days (pcs.)	- CHF (-)
YTD High date	541.4376 CHF (2024/03/27)
YTD Low date	483.7351 CHF (2024/02/12)
52 Weeks High date	- CHF (-)
52 Weeks Low date	- CHF (-)

Recent Research

on sector		on market	
Date		Headline	Download
2024/08/12		Global Equity Ratings	
2024/07/24		Global Equity Ratings	
2024/07/12		Global Equity Ratings	
2024/06/21		Global Equity Ratings	
2024/06/14		Global Equity Ratings	

5Y