

QIAGEN N.V. FUTURE (QIAF) - EUX/202410

2024/08/07 18:43:27

Price
41.6838 EUR

Difference  0.65% (0.27)

General attributes

Symbol	QIAFV24
Exchange	Eurex
Currency	EUR
Security type	Future
Underlying	QIAGEN NV
Maturity	10-2024
Contract size	100

Market data

Bid (Bid size)	- EUR (-)
Ask (Ask size)	- EUR (-)
Open	41.6838 EUR
High	41.6838 EUR
Low	41.6838 EUR
Close (prev. day)	41.4157 EUR
Underlying	QIAGEN NV
Underlying price (date)	44.45 (24/08/07)
Settlement price (date)	41.68 (24/08/07)
Open Interest	0

Performance and Risk

	6m	1Y	3Y
Perf (%)	+0.08%	-	-
Perf (abs.)	+0.03	-	-
Beta	-	-	-
Volatility	19.42	-	-

Futures and Options

Related Futures	-
Related Options	-

5Y







Information about previous performance does not guarantee future performance.
Source: FactSet

Price data

Ø price 5 days Ø volume 5 days (pcs.)	41.7544 EUR (0)
Ø price 30 days Ø volume 30 days (pcs.)	39.4104 EUR (0)
Ø price 100 days Ø volume 100 days (pcs.)	39.9898 EUR (0)
Ø price 250 days Ø volume 250 days (pcs.)	- EUR (-)
YTD High date	42.9686 EUR (2024/01/09)
YTD Low date	37.2737 EUR (2024/07/09)
52 Weeks High date	- EUR (-)
52 Weeks Low date	- EUR (-)

Recent Research

on sector		on market	
Date		Headline	Download
2024/07/24		Global Equity Ratings	
2024/07/12		Global Equity Ratings	
2024/06/21		Global Equity Ratings	
2024/06/14		Global Equity Ratings	
2024/05/29		Global Equity Ratings	