

ADIDAS AG FUTURE (ADSG) - EUX/202410

2024/07/16 18:49:47

Price
231.0839 EURDifference  -1.18% (-2.75)

General attributes

Symbol	ADSGV24
Exchange	Eurex
Currency	EUR
Security type	Future
Underlying	ADIDAS AG
Maturity	10-2024
Contract size	100

Market data

Bid (Bid size)	- EUR (-)
Ask (Ask size)	- EUR (-)
Open	231.0839 EUR
High	231.0839 EUR
Low	231.0839 EUR
Close (prev. day)	233.8376 EUR
Underlying	ADIDAS AG
Underlying price (date)	237.00 (24/07/17)
Settlement price (date)	231.08 (24/07/16)
Open Interest	0

Performance and Risk

	6m	1Y	3Y
Perf (%)	+30.86%	-	-
Perf (abs.)	+54.50	-	-
Beta	-	-	-
Volatility	25.90	-	-

Futures and Options

Related Futures	-
Related Options	-

5Y












Information about previous performance does not guarantee future performance.
Source: FactSet

Price data

Ø price 5 days Ø volume 5 days (pcs.)	230.1332 EUR (0)
Ø price 30 days Ø volume 30 days (pcs.)	225.9662 EUR (0)
Ø price 100 days Ø volume 100 days (pcs.)	218.4209 EUR (0)
Ø price 250 days Ø volume 250 days (pcs.)	- EUR (-)
YTD High date	236.2525 EUR (2024/06/03)
YTD Low date	169.0555 EUR (2024/01/19)
52 Weeks High date	- EUR (-)
52 Weeks Low date	- EUR (-)

Recent Research

on underlying	on sector	on market	
Date		Headline	Download
2024/07/12		Global Equity Ratings	
2024/06/21		Global Equity Ratings	
2024/06/14		Global Equity Ratings	
2024/05/29		Global Equity Ratings	
2024/04/26		Global Equity Ratings	