

EDP - ENERGIAS DE PORTUGAL SA FUTURE (EDPF) - EUX/202410

2024/09/17 18:45:52

Price
4.0964 EURDifference  -0.50% (-0.02)

General attributes

Symbol	EDPFV24
Exchange	Eurex
Currency	EUR
Security type	Future
Underlying	EDP-ENERGIAS DE PORTUGAL SA
Maturity	10-2024
Contract size	100

Market data

Bid (Bid size)	- EUR (-)
Ask (Ask size)	- EUR (-)
Open	4.0964 EUR
High	4.0964 EUR
Low	4.0964 EUR
Close (prev. day)	4.1169 EUR
Underlying	EDP-ENERGIAS DE PORTUGAL SA
Underlying price (date)	4.083 (24/09/17)
Settlement price (date)	4.10 (24/09/17)
Open Interest	0

Performance and Risk

	6m	1Y	3Y
Perf (%)	+17.57%	-	-
Perf (abs.)	+0.62	-	-
Beta	-	-	-
Volatility	24.65	-	-

Futures and Options

Related Futures	-
Related Options	-











Information about previous performance does not guarantee future performance.
Source: FactSet

Price data

Ø price 5 days Ø volume 5 days (pcs.)	4.1146 EUR (0)
Ø price 30 days Ø volume 30 days (pcs.)	3.8551 EUR (0)
Ø price 100 days Ø volume 100 days (pcs.)	3.7587 EUR (0)
Ø price 250 days Ø volume 250 days (pcs.)	3.8510 EUR (0)
YTD High date	4.5274 EUR (2024/01/09)
YTD Low date	3.3419 EUR (2024/03/21)
52 Weeks High date	- EUR (-)
52 Weeks Low date	- EUR (-)

Recent Research

on underlying	on sector	on market		
Date			Headline	Download
2022/12/19			Global Equity Ratings	
2022/11/28			Global Equity Ratings	
2022/11/18			Global Equity Ratings	
2022/10/31			Global Equity Ratings	
2022/10/05			Global Equity Ratings	