


CHEVRON CORP. FUTURE (CVXF) - EUX/202410

2024/09/18 18:40:30

Price
144.6233 USD

Difference  **-0.06% (-0.09)**

General attributes

Symbol CVXFV24
 Exchange Eurex
 Currency USD
 Security type Future
 Underlying CHEVRON CORPORATION
 Maturity 10-2024
 Contract size 100

Market data

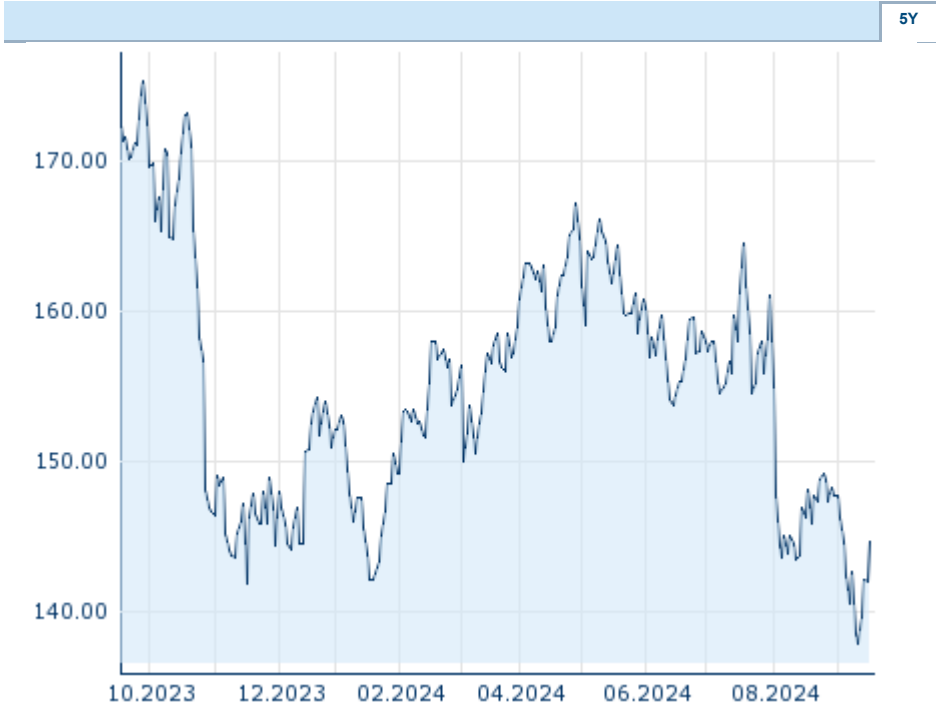
Bid (Bid size) - USD (-)
 Ask (Ask size) - USD (-)
 Open 144.6233 USD
 High 144.6233 USD
 Low 144.6233 USD
 Close (prev. day) 144.7139 USD
 Underlying CHEVRON CORPORATION
 Underlying price (date) 144.585 (24/09/18)
 Settlement price (date) 144.62 (24/09/18)
 Open Interest 0

Performance and Risk

	6m	1Y	3Y
Perf (%)	-7.57%	-	-
Perf (abs.)	-11.84	-	-
Beta	-	-	-
Volatility	19.94	-	-

Futures and Options

Related Futures -
 Related Options -






Information about previous performance does not guarantee future performance.
 Source: FactSet

Price data

Ø price 5 days Ø volume 5 days (pcs.)	141.2860 USD (0)
Ø price 30 days Ø volume 30 days (pcs.)	144.9117 USD (0)
Ø price 100 days Ø volume 100 days (pcs.)	154.3932 USD (0)
Ø price 250 days Ø volume 250 days (pcs.)	154.5458 USD (0)
YTD High date	167.1399 USD (2024/04/29)
YTD Low date	137.8907 USD (2024/09/11)
52 Weeks High date	- USD (-)
52 Weeks Low date	- USD (-)

Recent Research

on underlying		on sector		on market	
Date			Headline		Download
2024/09/11			Global Equity Ratings		
2024/09/05			Global Equity Ratings		
2024/08/12			Global Equity Ratings		
2024/07/24			Global Equity Ratings		
2024/07/12			Global Equity Ratings		