

UNILEVER PLC FUTURE (UNIH) - EUX/202410

2024/07/26 18:36:02

Price
56.2343 EURDifference  1.30% (0.72)

General attributes

Symbol	UNIHV24
Exchange	Eurex
Currency	EUR
Security type	Future
Underlying	UNILEVER PLC
Maturity	10-2024
Contract size	100

Market data

Bid (Bid size)	- EUR (-)
Ask (Ask size)	- EUR (-)
Open	56.2343 EUR
High	56.2343 EUR
Low	56.2343 EUR
Close (prev. day)	55.5138 EUR
Underlying	UNILEVER PLC
Underlying price (date)	4,741.00 (24/07/26)
Settlement price (date)	56.23 (24/07/26)
Open Interest	0

Performance and Risk

	6m	1Y	3Y
Perf (%)	+25.81%	-	-
Perf (abs.)	+11.54	-	-
Beta	-	-	-
Volatility	17.10	-	-

Futures and Options

Related Futures	-
Related Options	-

5Y











Information about previous performance does not guarantee future performance.
Source: FactSet

Price data

Ø price 5 days Ø volume 5 days (pcs.)	54.1145 EUR (0)
Ø price 30 days Ø volume 30 days (pcs.)	52.6282 EUR (0)
Ø price 100 days Ø volume 100 days (pcs.)	49.3146 EUR (0)
Ø price 250 days Ø volume 250 days (pcs.)	- EUR (-)
YTD High date	56.2343 EUR (2024/07/26)
YTD Low date	43.1424 EUR (2024/01/22)
52 Weeks High date	- EUR (-)
52 Weeks Low date	- EUR (-)

Recent Research

on underlying		on sector	
Date	Headline	Download	
2024/07/24	 Global Equity Ratings		
2024/07/12	 Global Equity Ratings		
2024/06/21	 Global Equity Ratings		
2024/06/14	 Global Equity Ratings		
2024/05/29	 Global Equity Ratings	