

UNILEVER PLC FUTURE (UNIH) - EUX/202410

2024/07/16 18:51:11

Price
52.6188 EURDifference  0.10% (0.05)

General attributes

| | |
|---------------|--------------|
| Symbol | UNIHV24 |
| Exchange | Eurex |
| Currency | EUR |
| Security type | Future |
| Underlying | UNILEVER PLC |
| Maturity | 10-2024 |
| Contract size | 100 |

Market data

| | |
|-------------------------|-----------------------|
| Bid (Bid size) | - EUR (-) |
| Ask (Ask size) | - EUR (-) |
| Open | 52.6188 EUR |
| High | 52.6188 EUR |
| Low | 52.6188 EUR |
| Close (prev. day) | 52.564 EUR |
| Underlying | UNILEVER PLC |
| Underlying price (date) | 4.427.0938 (24/07/17) |
| Settlement price (date) | 52.62 (24/07/16) |
| Open Interest | 0 |

Performance and Risk

| | 6m | 1Y | 3Y |
|-------------|---------|----|----|
| Perf (%) | +18.34% | - | - |
| Perf (abs.) | +8.15 | - | - |
| Beta | - | - | - |
| Volatility | 15.41 | - | - |

Futures and Options

| | |
|-----------------|---|
| Related Futures | - |
| Related Options | - |












5Y

Information about previous performance does not guarantee future performance.
Source: FactSet

Price data

| | |
|---|--------------------------|
| Ø price 5 days Ø volume 5 days (pcs.) | 52.6050 EUR (0) |
| Ø price 30 days Ø volume 30 days (pcs.) | 52.1864 EUR (0) |
| Ø price 100 days Ø volume 100 days (pcs.) | 48.6824 EUR (0) |
| Ø price 250 days Ø volume 250 days (pcs.) | - EUR (-) |
| YTD High date | 53.0577 EUR (2024/06/14) |
| YTD Low date | 43.1424 EUR (2024/01/22) |
| 52 Weeks High date | - EUR (-) |
| 52 Weeks Low date | - EUR (-) |

Recent Research

| on underlying | | on sector | |
|---------------|---|-----------------------|---|
| Date | | Headline | Download |
| 2024/07/12 |  | Global Equity Ratings |  |
| 2024/06/21 |  | Global Equity Ratings |  |
| 2024/06/14 |  | Global Equity Ratings |  |
| 2024/05/29 |  | Global Equity Ratings |  |
| 2024/04/26 |  | Global Equity Ratings |  |