

# NESTLÉ S.A. FUTURE (NESG) - EUX/202410

2024/08/07 18:43:24

Price  
**89.4794** CHF

Difference  2.01% (1.76)

### General attributes

Symbol	NESGV24
Exchange	Eurex
Currency	CHF
Security type	Future
Underlying	NESTLÉ SA
Maturity	10-2024
Contract size	100

### Market data

Bid (Bid size)	- CHF (-)
Ask (Ask size)	- CHF (-)
Open	89.4794 CHF
High	89.4794 CHF
Low	89.4794 CHF
Close (prev. day)	87.7173 CHF
Underlying	NESTLÉ SA
Underlying price (date)	89.28 (24/08/07)
Settlement price (date)	89.48 (24/08/07)
Open Interest	0

### Performance and Risk

	6m	1Y	3Y
Perf (%)	-10.61%	-	-
Perf (abs.)	-10.41	-	-
Beta	-	-	-
Volatility	18.61	-	-

### Futures and Options

Related Futures	-
Related Options	-











Information about previous performance does not guarantee future performance.  
Source: FactSet

### Price data

Ø price 5 days   Ø volume 5 days (pcs.)	88.7078 CHF (0)
Ø price 30 days   Ø volume 30 days (pcs.)	92.0129 CHF (0)
Ø price 100 days   Ø volume 100 days (pcs.)	93.5167 CHF (0)
Ø price 250 days   Ø volume 250 days (pcs.)	- CHF (-)
YTD High   date	98.8516 CHF (2024/06/06)
YTD Low   date	87.4769 CHF (2024/08/05)
52 Weeks High   date	- CHF (-)
52 Weeks Low   date	- CHF (-)

### Recent Research

on underlying	on sector	on market	
Date		Headline	Download
2024/07/24		Global Equity Ratings	
2024/07/12		Global Equity Ratings	
2024/06/21		Global Equity Ratings	
2024/06/14		Global Equity Ratings	
2024/05/29		Global Equity Ratings	