

NESTLÉ S.A. FUTURE (NESG) - EUX/202410

2024/07/11 19:04:24

Price
93.9656 CHF

Difference  0.38% (0.35)

General attributes

Symbol	NESGV24
Exchange	Eurex
Currency	CHF
Security type	Future
Underlying	NESTLÉ SA
Maturity	10-2024
Contract size	100

Market data

Bid (Bid size)	- CHF (-)
Ask (Ask size)	- CHF (-)
Open	93.9656 CHF
High	93.9656 CHF
Low	93.9656 CHF
Close (prev. day)	93.6125 CHF
Underlying	NESTLÉ SA
Underlying price (date)	93.66 (24/07/11)
Settlement price (date)	93.97 (24/07/11)
Open Interest	0

Performance and Risk

	6m	1Y	3Y
Perf (%)	-3.52%	-	-
Perf (abs.)	-3.42	-	-
Beta	-	-	-
Volatility	17.29	-	-

Futures and Options

Related Futures	-
Related Options	-

5Y









Information about previous performance does not guarantee future performance.
Source: FactSet

Price data

Ø price 5 days Ø volume 5 days (pcs.)	93.1647 CHF (0)
Ø price 30 days Ø volume 30 days (pcs.)	94.8486 CHF (0)
Ø price 100 days Ø volume 100 days (pcs.)	93.8134 CHF (0)
Ø price 250 days Ø volume 250 days (pcs.)	- CHF (-)
YTD High date	98.8516 CHF (2024/06/06)
YTD Low date	90.4335 CHF (2024/02/29)
52 Weeks High date	- CHF (-)
52 Weeks Low date	- CHF (-)

Recent Research

on underlying	on sector	on market	
Date		Headline	Download
2024/06/21		Global Equity Ratings	
2024/06/14		Global Equity Ratings	
2024/05/29		Global Equity Ratings	
2024/04/26		Global Equity Ratings	
2024/04/03		Global Equity Ratings	