

L'OREAL FUTURE (LORF) - EUX/202410

2024/07/16 18:50:41

Price
404.1694 EURDifference  -1.56% (-6.41)

General attributes

Symbol	LORFV24
Exchange	Eurex
Currency	EUR
Security type	Future
Underlying	L'OREAL S.A.
Maturity	10-2024
Contract size	100

Market data

Bid (Bid size)	- EUR (-)
Ask (Ask size)	- EUR (-)
Open	404.1694 EUR
High	404.1694 EUR
Low	404.1694 EUR
Close (prev. day)	410.58 EUR
Underlying	L'OREAL S.A.
Underlying price (date)	401.10 (24/07/17)
Settlement price (date)	404.17 (24/07/16)
Open Interest	0

Performance and Risk

	6m	1Y	3Y
Perf (%)	-6.28%	-	-
Perf (abs.)	-27.06	-	-
Beta	-	-	-
Volatility	21.26	-	-

Futures and Options

Related Futures	-
Related Options	-

5Y












Information about previous performance does not guarantee future performance.
Source: FactSet

Price data

Ø price 5 days Ø volume 5 days (pcs.)	409.9313 EUR (0)
Ø price 30 days Ø volume 30 days (pcs.)	433.8054 EUR (0)
Ø price 100 days Ø volume 100 days (pcs.)	441.7907 EUR (0)
Ø price 250 days Ø volume 250 days (pcs.)	- EUR (-)
YTD High date	464.5129 EUR (2024/05/14)
YTD Low date	404.1694 EUR (2024/07/16)
52 Weeks High date	- EUR (-)
52 Weeks Low date	- EUR (-)

Recent Research

on underlying	on sector	on market	
Date		Headline	Download
2024/07/12		Global Equity Ratings	
2024/06/21		Global Equity Ratings	
2024/06/14		Global Equity Ratings	
2024/05/29		Global Equity Ratings	
2024/04/26		Global Equity Ratings	