

# AIRBUS SE FUTURE (EADF) - EUX/202410

2024/07/17 18:45:34

Price  
**133.4421** EUR

Difference  -0.70% (-0.94)

### General attributes

Symbol	EADFV24
Exchange	Eurex
Currency	EUR
Security type	Future
Underlying	AIRBUS SE
Maturity	10-2024
Contract size	101

### Market data

Bid (Bid size)	- EUR (-)
Ask (Ask size)	- EUR (-)
Open	133.4421 EUR
High	133.4421 EUR
Low	133.4421 EUR
Close (prev. day)	134.3863 EUR
Underlying	AIRBUS SE
Underlying price (date)	132.08 (24/07/17)
Settlement price (date)	133.44 (24/07/17)
Open Interest	0

### Performance and Risk

	6m	1Y	3Y
Perf (%)	-10.58%	-	-
Perf (abs.)	-15.91	-	-
Beta	-	-	-
Volatility	23.77	-	-

### Futures and Options

Related Futures	-
Related Options	-

5Y












Information about previous performance does not guarantee future performance.  
Source: FactSet

### Price data

Ø price 5 days   Ø volume 5 days (pcs.)	134.3566 EUR (0)
Ø price 30 days   Ø volume 30 days (pcs.)	142.2133 EUR (0)
Ø price 100 days   Ø volume 100 days (pcs.)	156.6330 EUR (0)
Ø price 250 days   Ø volume 250 days (pcs.)	- EUR (-)
YTD High   date	173.8652 EUR (2024/03/27)
YTD Low   date	129.9320 EUR (2024/06/28)
52 Weeks High   date	- EUR (-)
52 Weeks Low   date	- EUR (-)

### Recent Research

on sector		on market	
Date		Headline	Download
2024/07/12		Global Equity Ratings	
2024/06/21		Global Equity Ratings	
2024/06/14		Global Equity Ratings	
2024/05/29		Global Equity Ratings	
2024/04/26		Global Equity Ratings	