

AUTOWALLIS PLC HUF12.5(POST SUBD) (ATW) - BUD/20240924

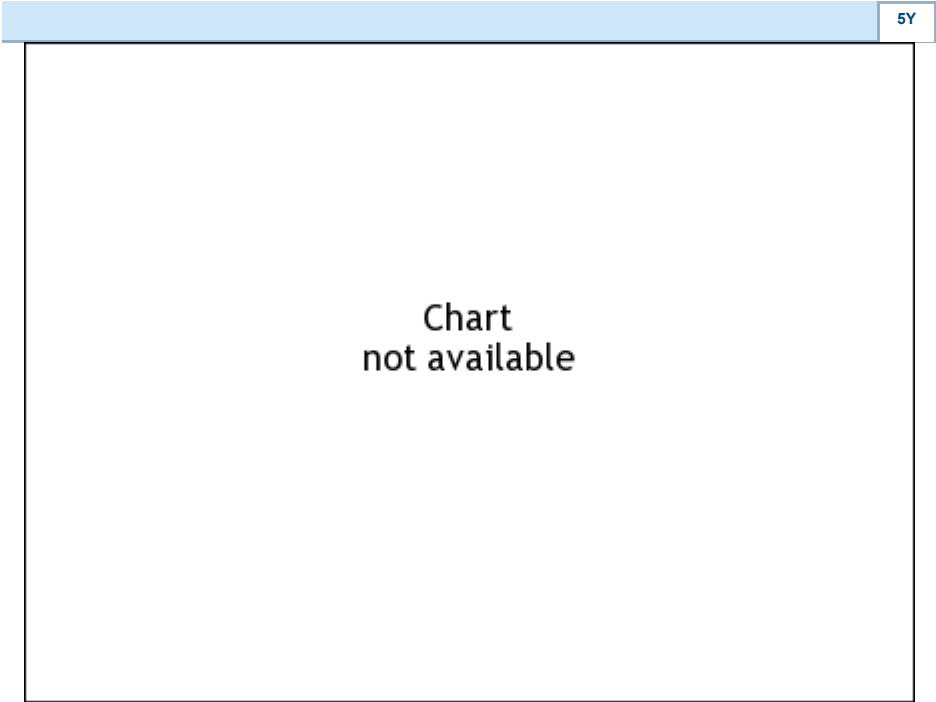
2024/05/20 03:51:03	
Price	155.00 HUF
Difference	0.00% (0.00)

General attributes	
Symbol	ATW0924
Exchange	Budapest Stock Exchange
Currency	HUF
Security type	Future
Underlying	AUTOWALLIS PLC HUF12.5(POST SUBD)
Maturity	09-2024
Contract size	8,000

Market data	
Bid (Bid size)	- HUF (-)
Ask (Ask size)	- HUF (-)
Open	155.00 HUF
High	-
Low	-
Close (prev. day)	155.00 HUF
Underlying	AUTOWALLIS PLC HUF12.5(POST SUBD)
Underlying price (date)	151.00 (24/05/17)
Settlement price (date)	- (-)
Open Interest	0

Performance and Risk			
	6m	1Y	3Y
Perf (%)	-	-	-
Perf (abs.)	-	-	-
Beta	-	-	-
Volatility	-	-	-










Futures and Options	
Related Futures	-
Related Options	-



Information about previous performance does not guarantee future performance.  
Source: FactSet

Price data	
Ø price 5 days   Ø volume 5 days (pcs.)	- HUF (-)
Ø price 30 days   Ø volume 30 days (pcs.)	- HUF (-)
Ø price 100 days   Ø volume 100 days (pcs.)	- HUF (-)
Ø price 250 days   Ø volume 250 days (pcs.)	- HUF (-)
YTD High   date	- HUF (-)
YTD Low   date	- HUF (-)
52 Weeks High   date	- HUF (-)
52 Weeks Low   date	- HUF (-)

Recent Research

on market			
Date		Headline	Download
2024/03/26		Global Strategy 2Q 2024	
2024/01/09		Global Strategy 1Q 2024	
2023/09/29		Global Strategy 4Q 2023	
2023/06/27		Global Strategy 3Q 2023	
2023/04/12		Global Strategy 2Q 2023	