

# ALTEO ENERGIASZOLGALTATO NYILVANOS HUF12.5(POST SUBD) (ALT) - B

2024/04/29 03:53:57

**Price**  
**3,701.00** HUF

**Difference**  **-1.12% (-42.00)**

**General attributes**

**Symbol** ALT0924

**Exchange** Budapest Stock Exchange

**Currency** HUF

**Security type** Future

**Underlying** ALTEO ENERGIASZOLGALTATO NYILVANOS HUF12.5(POST SUBD)

**Maturity** 09-2024

**Contract size** 800

**Market data**

**Bid (Bid size)** - HUF (-)

**Ask (Ask size)** - HUF (-)

**Open** 3,701.00 HUF

**High** -

**Low** -

**Close (prev. day)** 3,743.00 HUF

**Underlying** ALTEO ENERGIASZOLGALTATO NYILVANOS HUF12.5(POST SUBD)

**Underlying price (date)** 3,700.00 (24/04/29)

**Settlement price (date)** - (-)

**Open Interest** 0

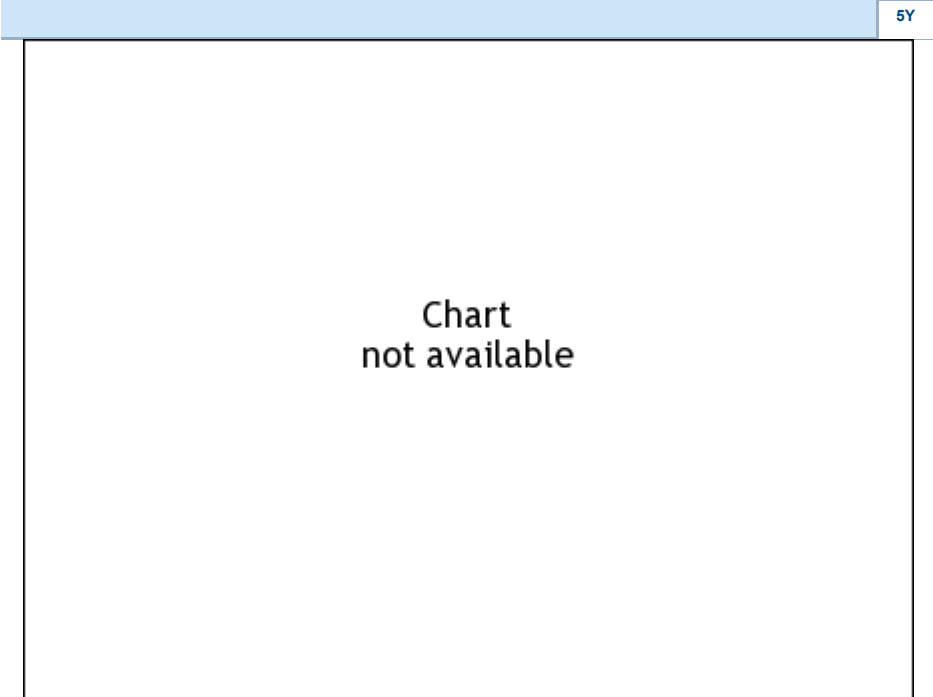
**Performance and Risk**

	6m	1Y	3Y
Perf (%)	-	-	-
Perf (abs.)	-	-	-
Beta	-	-	-
Volatility	-	-	-

**Futures and Options**

**Related Futures** -

**Related Options** -



Information about previous performance does not guarantee future performance.  
 Source: FactSet

**Price data**

**Ø price 5 days | Ø volume 5 days (pcs.)** - HUF (-)

**Ø price 30 days | Ø volume 30 days (pcs.)** - HUF (-)

**Ø price 100 days | Ø volume 100 days (pcs.)** - HUF (-)

**Ø price 250 days | Ø volume 250 days (pcs.)** - HUF (-)

**YTD High | date** - HUF (-)










**YTD Low | date** - HUF (-)

**52 Weeks High | date** - HUF (-)

**52 Weeks Low | date** - HUF (-)

**Recent Research**

**on market**

Date	Headline	Download
2024/03/26	 Global Strategy 2Q 2024	
2024/01/09	 Global Strategy 1Q 2024	
2023/09/29	 Global Strategy 4Q 2023	
2023/06/27	 Global Strategy 3Q 2023	
2023/04/12	 Global Strategy 2Q 2023	