


# VALMET CORPORATION PRICE RETURN PHYSICALLY SETTLED MONTHLY

2024/05/15 13:47:18

**Price**  
**25.642** EUR

**Difference**  **-3.34% (-0.89)**

**General attributes**

Symbol	WVALMTU24
Exchange	Nasdaq Stockholm
Currency	EUR
Security type	Future
Underlying	VALMET OYJ
Maturity	09-2024
Contract size	100

**Market data**

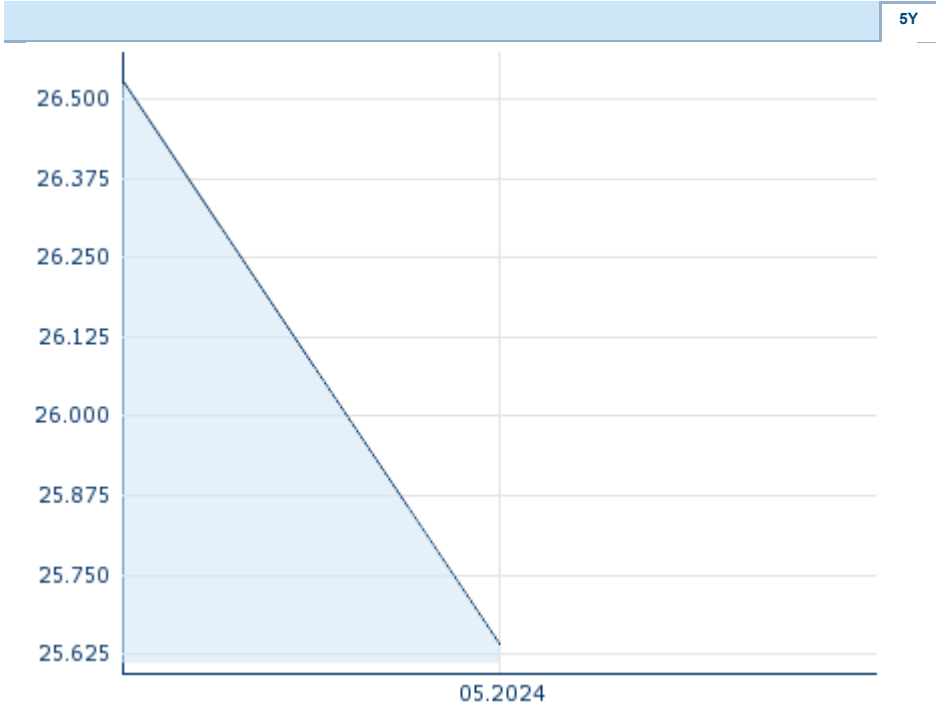
Bid (Bid size)	- EUR (-)
Ask (Ask size)	- EUR (-)
Open	25.642 EUR
High	25.642 EUR
Low	25.642 EUR
Close (prev. day)	26.528 EUR
Underlying	VALMET OYJ
Underlying price (date)	24.52 (24/08/07)
Settlement price (date)	- (-)
Open Interest	-

**Performance and Risk**

	6m	1Y	3Y
Perf (%)	-	-	-
Perf (abs.)	-	-	-
Beta	-	-	-
Volatility	-	-	-

**Futures and Options**

Related Futures	-
Related Options	-




Information about previous performance does not guarantee future performance.  
 Source: FactSet

**Price data**

Ø price 5 days   Ø volume 5 days (pcs.)	- EUR (-)
Ø price 30 days   Ø volume 30 days (pcs.)	- EUR (-)
Ø price 100 days   Ø volume 100 days (pcs.)	- EUR (-)
Ø price 250 days   Ø volume 250 days (pcs.)	- EUR (-)
YTD High   date	- EUR (-)
YTD Low   date	- EUR (-)
52 Weeks High   date	- EUR (-)
52 Weeks Low   date	- EUR (-)

**Recent Research**

on sector		on market	
Date		Headline	Download
2024/07/24		Global Equity Ratings	
2024/07/12		Global Equity Ratings	
2024/06/21		Global Equity Ratings	
2024/06/14		Global Equity Ratings	
2024/05/29		Global Equity Ratings	