

## NESTE CORP. FUTURE (NEFI) - EUX/202409

2024/06/27 18:38:26

Price  
**16.9381** EURDifference  0.41% (0.07)

## General attributes

Symbol	NEFIU24
Exchange	Eurex
Currency	EUR
Security type	Future
Underlying	NESTE CORPORATION
Maturity	09-2024
Contract size	101

## Market data

Bid (Bid size)	- EUR (-)
Ask (Ask size)	- EUR (-)
Open	16.9381 EUR
High	16.9381 EUR
Low	16.9381 EUR
Close (prev. day)	16.8693 EUR
Underlying	NESTE CORPORATION
Underlying price (date)	16.78 (24/06/27)
Settlement price (date)	16.94 (24/06/27)
Open Interest	0

## Performance and Risk

	6m	1Y	3Y
Perf (%)	-48.76%	-	-
Perf (abs.)	-16.05	-	-
Beta	-	-	-
Volatility	44.01	-	-

## Futures and Options

Related Futures	-
Related Options	-










Information about previous performance does not guarantee future performance.  
Source: FactSet

## Price data

Ø price 5 days   Ø volume 5 days (pcs.)	17.0547 EUR (0)
Ø price 30 days   Ø volume 30 days (pcs.)	18.7530 EUR (0)
Ø price 100 days   Ø volume 100 days (pcs.)	23.5812 EUR (0)
Ø price 250 days   Ø volume 250 days (pcs.)	- EUR (-)
YTD High   date	33.2527 EUR (2024/01/29)
YTD Low   date	16.8090 EUR (2024/06/19)
52 Weeks High   date	- EUR (-)
52 Weeks Low   date	- EUR (-)

## Recent Research

on sector		on market	
Date		Headline	Download
2024/06/27		Akciové trhy - denní zpráva	
2024/06/26		Akciové trhy - denní zpráva	
2024/06/25		Akciové trhy - denní zpráva	
2024/06/24		Akciové trhy - denní zpráva	
2024/06/21		Global Equity Ratings	