

SAP SE FUTURE (SAPJ) - EUX/202409

2024/05/03 18:33:26

Price
171.3245 EURDifference  1.30% (2.20)

General attributes

Symbol	SAPJU24
Exchange	Eurex
Currency	EUR
Security type	Future
Underlying	SAP SE
Maturity	09-2024
Contract size	100

Market data

Bid (Bid size)	- EUR (-)
Ask (Ask size)	- EUR (-)
Open	171.3245 EUR
High	171.3245 EUR
Low	171.3245 EUR
Close (prev. day)	169.1262 EUR
Underlying	SAP SE
Underlying price (date)	170.72 (24/05/03)
Settlement price (date)	171.32 (24/05/03)
Open Interest	6,750

Performance and Risk

	6m	1Y	3Y
Perf (%)	+27.19%	-	-
Perf (abs.)	+36.16	-	-
Beta	-	-	-
Volatility	22.57	-	-

Futures and Options

Related Futures	-
Related Options	-












Information about previous performance does not guarantee future performance.
Source: FactSet

Price data

Ø price 5 days Ø volume 5 days (pcs.)	171.5963 EUR (0)
Ø price 30 days Ø volume 30 days (pcs.)	175.2527 EUR (225)
Ø price 100 days Ø volume 100 days (pcs.)	164.0419 EUR (68)
Ø price 250 days Ø volume 250 days (pcs.)	- EUR (-)
YTD High date	184.1554 EUR (2024/03/26)
YTD Low date	138.3803 EUR (2024/01/04)
52 Weeks High date	- EUR (-)
52 Weeks Low date	- EUR (-)

Recent Research

on underlying	on sector	on market	
Date		Headline	Download
2024/04/26		Global Equity Ratings	
2024/04/03		Global Equity Ratings	
2024/03/13		Global Equity Ratings	
2024/02/22		Global Equity Ratings	
2024/02/14		Global Equity Ratings	