

TELUS CORP. FUTURE (TUFF) - EUX/202409

2024/07/26 18:36:01

Price
15.966 USD

Difference  -0.25% (-0.04)

General attributes

Symbol	TUFFU24
Exchange	Eurex
Currency	USD
Security type	Future
Underlying	TELUS CORP
Maturity	09-2024
Contract size	100

Market data

Bid (Bid size)	- USD (-)
Ask (Ask size)	- USD (-)
Open	15.966 USD
High	15.966 USD
Low	15.966 USD
Close (prev. day)	16.0066 USD
Underlying	TELUS CORP
Underlying price (date)	21.95 (24/07/26)
Settlement price (date)	15.97 (24/07/26)
Open Interest	0

Performance and Risk

	6m	1Y	3Y
Perf (%)	-12.12%	-	-
Perf (abs.)	-2.20	-	-
Beta	-	-	-
Volatility	19.63	-	-

Futures and Options

Related Futures	-
Related Options	-












5Y

Information about previous performance does not guarantee future performance.
Source: FactSet

Price data

Ø price 5 days Ø volume 5 days (pcs.)	15.977 USD (0)
Ø price 30 days Ø volume 30 days (pcs.)	15.691 USD (0)
Ø price 100 days Ø volume 100 days (pcs.)	16.175 USD (0)
Ø price 250 days Ø volume 250 days (pcs.)	- USD (-)
YTD High date	18.416 USD (2024/01/24)
YTD Low date	14.883 USD (2024/07/02)
52 Weeks High date	- USD (-)
52 Weeks Low date	- USD (-)

Recent Research

on sector			
Date		Headline	Download
2024/07/24		Global Equity Ratings	
2024/07/12		Global Equity Ratings	
2024/06/21		Global Equity Ratings	
2024/06/14		Global Equity Ratings	
2024/05/29		Global Equity Ratings	