

# RANDSTAD NV FUTURE (RSHI) - EUX/202409

2024/09/18 18:41:22

Price  
**43.6326** EUR

Difference  1.10% (0.47)

### General attributes

Symbol	RSHIU24
Exchange	Eurex
Currency	EUR
Security type	Future
Underlying	RANDSTAD N.V.
Maturity	09-2024
Contract size	100

### Market data

Bid (Bid size)	- EUR (-)
Ask (Ask size)	- EUR (-)
Open	43.6326 EUR
High	43.6326 EUR
Low	43.6326 EUR
Close (prev. day)	43.1587 EUR
Underlying	RANDSTAD N.V.
Underlying price (date)	43.62 (24/09/18)
Settlement price (date)	43.63 (24/09/18)
Open Interest	0

### Performance and Risk

	6m	1Y	3Y
Perf (%)	-12.72%	-17.30%	-
Perf (abs.)	-6.29	-9.03	-
Beta	-	-	-
Volatility	24.09	22.03	-

### Futures and Options

Related Futures	-
Related Options	-

5Y












Information about previous performance does not guarantee future performance.  
Source: FactSet

### Price data

Ø price 5 days   Ø volume 5 days (pcs.)	42.2735 EUR (0)
Ø price 30 days   Ø volume 30 days (pcs.)	42.6151 EUR (0)
Ø price 100 days   Ø volume 100 days (pcs.)	45.4245 EUR (0)
Ø price 250 days   Ø volume 250 days (pcs.)	49.1095 EUR (0)
YTD High   date	56.6885 EUR (2024/01/02)
YTD Low   date	41.2693 EUR (2024/08/12)
52 Weeks High   date	57.1766 EUR (2023/12/20)
52 Weeks Low   date	41.2693 EUR (2024/08/12)

### Recent Research

on sector		on market	
Date		Headline	Download
2024/09/11		Global Equity Ratings	
2024/09/05		Global Equity Ratings	
2024/08/12		Global Equity Ratings	
2024/07/24		Global Equity Ratings	
2024/07/12		Global Equity Ratings	