

ALSTOM S.A. FUTURE (AOMJ) - EUX/202409

2024/05/17 19:04:43

Price
18.203 EUR

Difference  -0.88% (-0.16)

General attributes

Symbol	AOMJU24
Exchange	Eurex
Currency	EUR
Security type	Future
Underlying	ALSTOM SA
Maturity	09-2024
Contract size	100

Market data

Bid (Bid size)	- EUR (-)
Ask (Ask size)	- EUR (-)
Open	18.203 EUR
High	18.203 EUR
Low	18.203 EUR
Close (prev. day)	18.3646 EUR
Underlying	ALSTOM SA
Underlying price (date)	18.085 (24/05/17)
Settlement price (date)	18.20 (24/05/17)
Open Interest	0

Performance and Risk

	6m	1Y	3Y
Perf (%)	+42.31%	-	-
Perf (abs.)	+5.41	-	-
Beta	-	-	-
Volatility	43.70	-	-

Futures and Options

Related Futures	-
Related Options	-

5Y







Information about previous performance does not guarantee future performance.
Source: FactSet

Price data

Ø price 5 days Ø volume 5 days (pcs.)	18.236 EUR (0)
Ø price 30 days Ø volume 30 days (pcs.)	15.841 EUR (0)
Ø price 100 days Ø volume 100 days (pcs.)	13.370 EUR (0)
Ø price 250 days Ø volume 250 days (pcs.)	- EUR (-)
YTD High date	18.382 EUR (2024/05/14)
YTD Low date	11.255 EUR (2024/01/19)
52 Weeks High date	- EUR (-)
52 Weeks Low date	- EUR (-)

Recent Research

on underlying	on sector	on market	
Date		Headline	Download
2022/05/04		Global Equity Ratings	
2022/04/27		Global Equity Ratings	
2022/04/14		Global Equity Ratings	
2022/03/29		Global Equity Ratings	
2022/03/10		Global Equity Ratings	