

## ALCON AG FUTURE (ALCF) - EUX/202409

2024/07/11 19:04:04

Price  
**80.9937** CHFDifference  1.91% (1.52)

## General attributes

Symbol	ALCFU24
Exchange	Eurex
Currency	CHF
Security type	Future
Underlying	ALCON AG
Maturity	09-2024
Contract size	100

## Market data

Bid (Bid size)	- CHF (-)
Ask (Ask size)	- CHF (-)
Open	80.9937 CHF
High	80.9937 CHF
Low	80.9937 CHF
Close (prev. day)	79.4755 CHF
Underlying	ALCON AG
Underlying price (date)	90.54 (24/07/11)
Settlement price (date)	80.99 (24/07/11)
Open Interest	4,650

## Performance and Risk

	6m	1Y	3Y
Perf (%)	+18.52%	-	-
Perf (abs.)	+12.66	-	-
Beta	-	-	-
Volatility	20.38	-	-

## Futures and Options

Related Futures	-
Related Options	-












Information about previous performance does not guarantee future performance.  
Source: FactSet

## Price data

Ø price 5 days   Ø volume 5 days (pcs.)	80.3651 CHF (0)
Ø price 30 days   Ø volume 30 days (pcs.)	80.6265 CHF (155)
Ø price 100 days   Ø volume 100 days (pcs.)	77.0960 CHF (47)
Ø price 250 days   Ø volume 250 days (pcs.)	- CHF (-)
YTD High   date	83.1452 CHF (2024/05/23)
YTD Low   date	64.5485 CHF (2024/01/05)
52 Weeks High   date	- CHF (-)
52 Weeks Low   date	- CHF (-)

## Recent Research

on sector		on market	
Date		Headline	Download
2024/06/21		Global Equity Ratings	
2024/06/14		Global Equity Ratings	
2024/05/29		Global Equity Ratings	
2024/04/26		Global Equity Ratings	
2024/04/03		Global Equity Ratings	