

# KOJAMO OYJ FUTURE (KOJF) - EUX/202409

2024/06/28 18:40:53

Price  
**9.7045** EUR

Difference  0.46% (0.04)

### General attributes

Symbol	KOJFU24
Exchange	Eurex
Currency	EUR
Security type	Future
Underlying	KOJAMO OYJ
Maturity	09-2024
Contract size	100

### Market data

Bid (Bid size)	- EUR (-)
Ask (Ask size)	- EUR (-)
Open	9.7045 EUR
High	9.7045 EUR
Low	9.7045 EUR
Close (prev. day)	9.6602 EUR
Underlying	KOJAMO OYJ
Underlying price (date)	9.615 (24/06/28)
Settlement price (date)	9.70 (24/06/28)
Open Interest	0

### Performance and Risk

	6m	1Y	3Y
Perf (%)	-21.81%	-	-
Perf (abs.)	-2.71	-	-
Beta	-	-	-
Volatility	27.45	-	-

### Futures and Options

Related Futures	-
Related Options	-

5Y












Information about previous performance does not guarantee future performance.  
Source: FactSet

### Price data

Ø price 5 days   Ø volume 5 days (pcs.)	9.5835 EUR (0)
Ø price 30 days   Ø volume 30 days (pcs.)	9.8222 EUR (0)
Ø price 100 days   Ø volume 100 days (pcs.)	10.4211 EUR (0)
Ø price 250 days   Ø volume 250 days (pcs.)	- EUR (-)
YTD High   date	12.2564 EUR (2024/01/08)
YTD Low   date	9.3013 EUR (2024/06/19)
52 Weeks High   date	- EUR (-)
52 Weeks Low   date	- EUR (-)

### Recent Research

on sector		on market	
Date		Headline	Download
2024/06/21		Global Equity Ratings	
2024/06/14		Global Equity Ratings	
2024/05/29		Global Equity Ratings	
2024/04/26		Global Equity Ratings	
2024/04/03		Global Equity Ratings	