

KOJAMO OYJ FUTURE (KOJF) - EUX/202409

2024/06/26 18:33:07

Price
9.424 EUR

Difference  -1.80% (-0.17)

General attributes

Symbol	KOJFU24
Exchange	Eurex
Currency	EUR
Security type	Future
Underlying	KOJAMO OYJ
Maturity	09-2024
Contract size	100

Market data

Bid (Bid size)	- EUR (-)
Ask (Ask size)	- EUR (-)
Open	9.424 EUR
High	9.424 EUR
Low	9.424 EUR
Close (prev. day)	9.5967 EUR
Underlying	KOJAMO OYJ
Underlying price (date)	9.36 (24/06/27)
Settlement price (date)	9.42 (24/06/26)
Open Interest	0

Performance and Risk

	6m	1Y	3Y
Perf (%)	-23.94%	-	-
Perf (abs.)	-2.97	-	-
Beta	-	-	-
Volatility	27.20	-	-

Futures and Options

Related Futures	-
Related Options	-

5Y












Information about previous performance does not guarantee future performance.
Source: FactSet

Price data

Ø price 5 days Ø volume 5 days (pcs.)	9.475 EUR (0)
Ø price 30 days Ø volume 30 days (pcs.)	9.886 EUR (0)
Ø price 100 days Ø volume 100 days (pcs.)	10.444 EUR (0)
Ø price 250 days Ø volume 250 days (pcs.)	- EUR (-)
YTD High date	12.256 EUR (2024/01/08)
YTD Low date	9.301 EUR (2024/06/19)
52 Weeks High date	- EUR (-)
52 Weeks Low date	- EUR (-)

Recent Research

on sector		on market	
Date		Headline	Download
2024/06/21		Global Equity Ratings	
2024/06/14		Global Equity Ratings	
2024/05/29		Global Equity Ratings	
2024/04/26		Global Equity Ratings	
2024/04/03		Global Equity Ratings	