

KONECRANES OYJ FUTURE (KCRF) - EUX/202409

2024/09/17 18:46:01

Price
61.0197 EURDifference  2.00% (1.19)

General attributes

Symbol	KCRFU24
Exchange	Eurex
Currency	EUR
Security type	Future
Underlying	KONECRANES ABP
Maturity	09-2024
Contract size	100

Market data

Bid (Bid size)	- EUR (-)
Ask (Ask size)	- EUR (-)
Open	61.0197 EUR
High	61.0197 EUR
Low	61.0197 EUR
Close (prev. day)	59.8257 EUR
Underlying	KONECRANES ABP
Underlying price (date)	62.75 (24/09/18)
Settlement price (date)	61.02 (24/09/17)
Open Interest	0

Performance and Risk

	6m	1Y	3Y
Perf (%)	+23.02%	+89.98%	-
Perf (abs.)	+11.42	+28.90	-
Beta	-	-	-
Volatility	34.73	30.04	-

Futures and Options

Related Futures	-
Related Options	-

5Y










Information about previous performance does not guarantee future performance.
Source: FactSet

Price data

Ø price 5 days Ø volume 5 days (pcs.)	58.9689 EUR (0)
Ø price 30 days Ø volume 30 days (pcs.)	60.5874 EUR (0)
Ø price 100 days Ø volume 100 days (pcs.)	56.6321 EUR (0)
Ø price 250 days Ø volume 250 days (pcs.)	47.0733 EUR (0)
YTD High date	64.9108 EUR (2024/07/31)
YTD Low date	38.4412 EUR (2024/01/11)
52 Weeks High date	64.9108 EUR (2024/07/31)
52 Weeks Low date	28.9079 EUR (2023/10/25)

Recent Research

on sector		on market	
Date		Headline	Download
2024/09/11		Global Equity Ratings	
2024/09/05		Global Equity Ratings	
2024/08/12		Global Equity Ratings	
2024/07/24		Global Equity Ratings	
2024/07/12		Global Equity Ratings	