

KONECRANES OYJ FUTURE (KCRF) - EUX/202409

2024/07/26 18:35:29

Price
60.3719 EURDifference  14.16% (7.49)

General attributes

Symbol	KCRFU24
Exchange	Eurex
Currency	EUR
Security type	Future
Underlying	KONECRANES ABP
Maturity	09-2024
Contract size	100

Market data

Bid (Bid size)	- EUR (-)
Ask (Ask size)	- EUR (-)
Open	60.3719 EUR
High	60.3719 EUR
Low	60.3719 EUR
Close (prev. day)	52.8816 EUR
Underlying	KONECRANES ABP
Underlying price (date)	60.00 (24/07/26)
Settlement price (date)	60.37 (24/07/26)
Open Interest	0

Performance and Risk

	6m	1Y	3Y
Perf (%)	+50.36%	-	-
Perf (abs.)	+20.22	-	-
Beta	-	-	-
Volatility	32.96	-	-

Futures and Options

Related Futures	-
Related Options	-

5Y











Information about previous performance does not guarantee future performance.
Source: FactSet

Price data

Ø price 5 days Ø volume 5 days (pcs.)	55.7253 EUR (0)
Ø price 30 days Ø volume 30 days (pcs.)	54.8285 EUR (0)
Ø price 100 days Ø volume 100 days (pcs.)	52.4431 EUR (0)
Ø price 250 days Ø volume 250 days (pcs.)	- EUR (-)
YTD High date	60.3719 EUR (2024/07/26)
YTD Low date	38.4412 EUR (2024/01/11)
52 Weeks High date	- EUR (-)
52 Weeks Low date	- EUR (-)

Recent Research

on sector		on market	
Date		Headline	Download
2024/07/24		Global Equity Ratings	
2024/07/12		Global Equity Ratings	
2024/06/21		Global Equity Ratings	
2024/06/14		Global Equity Ratings	
2024/05/29		Global Equity Ratings	