

SAP SE STOCK TRACKING FUTURE (1SAP) - EUX/202409

2024/05/17 19:03:27

Price
179.3975 EURDifference  0.15% (0.27)

General attributes

Symbol	1SAPU24
Exchange	Eurex
Currency	EUR
Security type	Future
Underlying	SAP SE
Maturity	09-2024
Contract size	100

Market data

Bid (Bid size)	- EUR (-)
Ask (Ask size)	- EUR (-)
Open	179.3975 EUR
High	179.3975 EUR
Low	179.3975 EUR
Close (prev. day)	179.1284 EUR
Underlying	SAP SE
Underlying price (date)	178.74 (24/05/20)
Settlement price (date)	179.40 (24/05/17)
Open Interest	0

Performance and Risk

	6m	1Y	3Y
Perf (%)	+26.16%	-	-
Perf (abs.)	+37.20	-	-
Beta	-	-	-
Volatility	22.17	-	-

Futures and Options

Related Futures	-
Related Options	-

5Y











Information about previous performance does not guarantee future performance.
Source: FactSet

Price data

Ø price 5 days Ø volume 5 days (pcs.)	178.8035 EUR (0)
Ø price 30 days Ø volume 30 days (pcs.)	175.7813 EUR (0)
Ø price 100 days Ø volume 100 days (pcs.)	169.3692 EUR (0)
Ø price 250 days Ø volume 250 days (pcs.)	- EUR (-)
YTD High date	186.3593 EUR (2024/03/26)
YTD Low date	140.5646 EUR (2024/01/04)
52 Weeks High date	- EUR (-)
52 Weeks Low date	- EUR (-)

Recent Research

on underlying	on sector	on market	
Date		Headline	Download
2024/04/26		Global Equity Ratings	
2024/04/03		Global Equity Ratings	
2024/03/13		Global Equity Ratings	
2024/02/22		Global Equity Ratings	
2024/02/14		Global Equity Ratings	