

SIKA AG FUTURE (SIKH) - EUX/202409

2024/09/10 18:40:11

Price
263.1845 CHFDifference  -0.04% (-0.11)

General attributes

Symbol	SIKHU24
Exchange	Eurex
Currency	CHF
Security type	Future
Underlying	SIKA AG
Maturity	09-2024
Contract size	100

Market data

Bid (Bid size)	- CHF (-)
Ask (Ask size)	- CHF (-)
Open	263.1845 CHF
High	263.1845 CHF
Low	263.1845 CHF
Close (prev. day)	263.2929 CHF
Underlying	SIKA AG
Underlying price (date)	263.10 (24/09/10)
Settlement price (date)	263.18 (24/09/10)
Open Interest	1,700

Performance and Risk

	6m	1Y	3Y
Perf (%)	+0.02%	+7.59%	-
Perf (abs.)	+0.06	+18.57	-
Beta	-	-	-
Volatility	21.22	23.29	-

Futures and Options

Related Futures	-
Related Options	-

5Y











Information about previous performance does not guarantee future performance.
Source: FactSet

Price data

Ø price 5 days Ø volume 5 days (pcs.)	262.8913 CHF (0)
Ø price 30 days Ø volume 30 days (pcs.)	259.6351 CHF (37)
Ø price 100 days Ø volume 100 days (pcs.)	265.4202 CHF (42)
Ø price 250 days Ø volume 250 days (pcs.)	253.7624 CHF (17)
YTD High date	286.0795 CHF (2024/05/27)
YTD Low date	231.5584 CHF (2024/01/22)
52 Weeks High date	286.0795 CHF (2024/05/27)
52 Weeks Low date	211.6521 CHF (2023/10/26)

Recent Research

on underlying	on sector	on market		
Date			Headline	Download
2022/12/19			Global Equity Ratings	
2022/11/28			Global Equity Ratings	
2022/11/18			Global Equity Ratings	
2022/10/31			Global Equity Ratings	
2022/10/05			Global Equity Ratings	