

SIKA AG FUTURE (SIKH) - EUX/202409

2024/07/26 18:35:52

Price
262.4823 CHFDifference  1.35% (3.50)

General attributes

Symbol	SIKHU24
Exchange	Eurex
Currency	CHF
Security type	Future
Underlying	SIKA AG
Maturity	09-2024
Contract size	100

Market data

Bid (Bid size)	- CHF (-)
Ask (Ask size)	- CHF (-)
Open	262.4823 CHF
High	262.4823 CHF
Low	262.4823 CHF
Close (prev. day)	258.9824 CHF
Underlying	SIKA AG
Underlying price (date)	262.00 (24/07/26)
Settlement price (date)	262.48 (24/07/26)
Open Interest	2,100

Performance and Risk

	6m	1Y	3Y
Perf (%)	+8.74%	-	-
Perf (abs.)	+21.10	-	-
Beta	-	-	-
Volatility	18.82	-	-

Futures and Options

Related Futures	-
Related Options	-

5Y












Information about previous performance does not guarantee future performance.
Source: FactSet

Price data

Ø price 5 days Ø volume 5 days (pcs.)	263.0444 CHF (0)
Ø price 30 days Ø volume 30 days (pcs.)	260.3402 CHF (70)
Ø price 100 days Ø volume 100 days (pcs.)	266.9325 CHF (31)
Ø price 250 days Ø volume 250 days (pcs.)	- CHF (-)
YTD High date	286.0795 CHF (2024/05/27)
YTD Low date	231.5584 CHF (2024/01/22)
52 Weeks High date	- CHF (-)
52 Weeks Low date	- CHF (-)

Recent Research

on underlying	on sector	on market		
Date			Headline	Download
2022/12/19			Global Equity Ratings	
2022/11/28			Global Equity Ratings	
2022/11/18			Global Equity Ratings	
2022/10/31			Global Equity Ratings	
2022/10/05			Global Equity Ratings	