

CA IMMOBILIEN ANLAGEN AG FUTURE (CAIG) - EUX/202409

2024/09/17 18:45:47

Price
26.1884 EURDifference  -2.54% (-0.68)

General attributes

Symbol	CAIGU24
Exchange	Eurex
Currency	EUR
Security type	Future
Underlying	CA IMMOBILIEN ANLAGEN AG
Maturity	09-2024
Contract size	100

Market data

Bid (Bid size)	- EUR (-)
Ask (Ask size)	- EUR (-)
Open	26.1884 EUR
High	26.1884 EUR
Low	26.1884 EUR
Close (prev. day)	26.8715 EUR
Underlying	CA IMMOBILIEN ANLAGEN AG
Underlying price (date)	25.52 (24/09/18)
Settlement price (date)	26.19 (24/09/17)
Open Interest	0

Performance and Risk

	6m	1Y	3Y
Perf (%)	-8.36%	-7.90%	-
Perf (abs.)	-2.60	-2.45	-
Beta	-	-	-
Volatility	23.87	21.45	-

Futures and Options

Related Futures	-
Related Options	-

5Y








Information about previous performance does not guarantee future performance.
Source: FactSet

Price data

Ø price 5 days Ø volume 5 days (pcs.)	27.3184 EUR (0)
Ø price 30 days Ø volume 30 days (pcs.)	31.0877 EUR (0)
Ø price 100 days Ø volume 100 days (pcs.)	30.5660 EUR (8)
Ø price 250 days Ø volume 250 days (pcs.)	30.9787 EUR (3)
YTD High date	33.2009 EUR (2024/08/28)
YTD Low date	26.7400 EUR (2024/09/06)
52 Weeks High date	33.6292 EUR (2023/11/03)
52 Weeks Low date	26.7400 EUR (2024/09/06)

Recent Research

on sector		on market	
Date		Headline	Download
2024/09/11		Global Equity Ratings	
2024/09/05		Global Equity Ratings	
2024/08/12		Global Equity Ratings	
2024/07/24		Global Equity Ratings	
2024/07/12		Global Equity Ratings	