

RWE AG FUTURE (RWEH) - EUX/202409

2024/07/18 18:34:32

Price
33.0023 EURDifference  0.08% (0.03)

General attributes

Symbol	RWEHU24
Exchange	Eurex
Currency	EUR
Security type	Future
Underlying	RWE AG
Maturity	09-2024
Contract size	100

Market data

Bid (Bid size)	- EUR (-)
Ask (Ask size)	- EUR (-)
Open	33.0023 EUR
High	33.0023 EUR
Low	33.0023 EUR
Close (prev. day)	32.9757 EUR
Underlying	RWE AG
Underlying price (date)	32.77 (24/07/18)
Settlement price (date)	33.00 (24/07/18)
Open Interest	1,844

Performance and Risk

	6m	1Y	3Y
Perf (%)	-10.97%	-	-
Perf (abs.)	-4.07	-	-
Beta	-	-	-
Volatility	24.57	-	-

Futures and Options

Related Futures	-
Related Options	-

5Y












Information about previous performance does not guarantee future performance.
Source: FactSet

Price data

Ø price 5 days Ø volume 5 days (pcs.)	33.1904 EUR (0)
Ø price 30 days Ø volume 30 days (pcs.)	33.4869 EUR (61)
Ø price 100 days Ø volume 100 days (pcs.)	32.8389 EUR (18)
Ø price 250 days Ø volume 250 days (pcs.)	- EUR (-)
YTD High date	41.4833 EUR (2024/01/09)
YTD Low date	30.2221 EUR (2024/02/26)
52 Weeks High date	- EUR (-)
52 Weeks Low date	- EUR (-)

Recent Research

on underlying on sector on market			
Date		Headline	Download
2024/07/12		Global Equity Ratings	
2024/06/21		Global Equity Ratings	
2024/06/14		Global Equity Ratings	
2024/05/29		Global Equity Ratings	
2024/04/26		Global Equity Ratings	