

# ORANGE S.A. FUTURE (FTEG) - EUX/202409

2024/05/10 18:29:19

Price  
**10.3579** EUR

Difference  -0.01% (-0.00)

### General attributes

Symbol	FTEGU24
Exchange	Eurex
Currency	EUR
Security type	Future
Underlying	ORANGE SA
Maturity	09-2024
Contract size	100

### Market data

Bid (Bid size)	- EUR (-)
Ask (Ask size)	- EUR (-)
Open	10.3579 EUR
High	10.3579 EUR
Low	10.3579 EUR
Close (prev. day)	10.3589 EUR
Underlying	ORANGE SA
Underlying price (date)	10.575 (24/05/10)
Settlement price (date)	10.36 (24/05/10)
Open Interest	0

### Performance and Risk

	6m	1Y	3Y
Perf (%)	-4.20%	-	-
Perf (abs.)	-0.45	-	-
Beta	-	-	-
Volatility	14.86	-	-

### Futures and Options

Related Futures	-
Related Options	-

5Y












Information about previous performance does not guarantee future performance.  
Source: FactSet

### Price data

Ø price 5 days   Ø volume 5 days (pcs.)	10.2880 EUR (0)
Ø price 30 days   Ø volume 30 days (pcs.)	10.4104 EUR (0)
Ø price 100 days   Ø volume 100 days (pcs.)	10.5512 EUR (0)
Ø price 250 days   Ø volume 250 days (pcs.)	- EUR (-)
YTD High   date	11.2378 EUR (2024/01/23)
YTD Low   date	10.1790 EUR (2024/04/15)
52 Weeks High   date	- EUR (-)
52 Weeks Low   date	- EUR (-)

### Recent Research

on sector		on market	
Date		Headline	Download
2024/04/26		Global Equity Ratings	
2024/04/03		Global Equity Ratings	
2024/03/13		Global Equity Ratings	
2024/02/22		Global Equity Ratings	
2024/02/14		Global Equity Ratings	