

## SIEMENS AG FUTURE (SIEH) - EUX/202409

2024/07/26 18:35:52

Price  
170.8727 EURDifference  0.58% (0.99)

## General attributes

Symbol	SIEHU24
Exchange	Eurex
Currency	EUR
Security type	Future
Underlying	SIEMENS AG
Maturity	09-2024
Contract size	100

## Market data

Bid (Bid size)	- EUR (-)
Ask (Ask size)	- EUR (-)
Open	170.8727 EUR
High	170.8727 EUR
Low	170.8727 EUR
Close (prev. day)	169.8852 EUR
Underlying	SIEMENS AG
Underlying price (date)	169.82 (24/07/26)
Settlement price (date)	170.87 (24/07/26)
Open Interest	41,446

## Performance and Risk

	6m	1Y	3Y
Perf (%)	+1.60%	-	-
Perf (abs.)	+2.69	-	-
Beta	-	-	-
Volatility	24.90	-	-

## Futures and Options

Related Futures	-
Related Options	-

5Y












Information about previous performance does not guarantee future performance.  
Source: FactSet

## Price data

Ø price 5 days   Ø volume 5 days (pcs.)	172.4928 EUR (0)
Ø price 30 days   Ø volume 30 days (pcs.)	175.1949 EUR (139)
Ø price 100 days   Ø volume 100 days (pcs.)	178.4235 EUR (54)
Ø price 250 days   Ø volume 250 days (pcs.)	- EUR (-)
YTD High   date	191.0622 EUR (2024/05/10)
YTD Low   date	159.1862 EUR (2024/01/17)
52 Weeks High   date	- EUR (-)
52 Weeks Low   date	- EUR (-)

## Recent Research

on underlying	on sector	on market		
Date			Headline	Download
2024/07/24			Global Equity Ratings	
2024/07/12			Global Equity Ratings	
2024/06/21			Global Equity Ratings	
2024/06/14			Global Equity Ratings	
2024/05/29			Global Equity Ratings	