

## SIEMENS AG FUTURE (SIEH) - EUX/202409

2024/07/16 18:51:05

Price  
**182.8871** EURDifference  0.36% (0.66)

## General attributes

Symbol	SIEHU24
Exchange	Eurex
Currency	EUR
Security type	Future
Underlying	SIEMENS AG
Maturity	09-2024
Contract size	100

## Market data

Bid (Bid size)	- EUR (-)
Ask (Ask size)	- EUR (-)
Open	182.8871 EUR
High	182.8871 EUR
Low	182.8871 EUR
Close (prev. day)	182.2223 EUR
Underlying	SIEMENS AG
Underlying price (date)	177.44 (24/07/17)
Settlement price (date)	182.89 (24/07/16)
Open Interest	41,920

## Performance and Risk

	6m	1Y	3Y
Perf (%)	+13.26%	-	-
Perf (abs.)	+21.41	-	-
Beta	-	-	-
Volatility	24.24	-	-

## Futures and Options

Related Futures	-
Related Options	-

5Y












Information about previous performance does not guarantee future performance.  
Source: FactSet

## Price data

Ø price 5 days   Ø volume 5 days (pcs.)	181.7583 EUR (0)
Ø price 30 days   Ø volume 30 days (pcs.)	175.8863 EUR (88)
Ø price 100 days   Ø volume 100 days (pcs.)	179.1902 EUR (26)
Ø price 250 days   Ø volume 250 days (pcs.)	- EUR (-)
YTD High   date	191.0622 EUR (2024/05/10)
YTD Low   date	159.1862 EUR (2024/01/17)
52 Weeks High   date	- EUR (-)
52 Weeks Low   date	- EUR (-)

## Recent Research

on underlying	on sector	on market		
Date			Headline	Download
2024/07/12			Global Equity Ratings	
2024/06/21			Global Equity Ratings	
2024/06/14			Global Equity Ratings	
2024/05/29			Global Equity Ratings	
2024/04/26			Global Equity Ratings	