

SGS S.A. FUTURE (SGSP) - EUX/202409

2024/05/02 18:24:07

Price
81.7211 CHF

Difference  0.27% (0.22)

General attributes

Symbol	SGSPU24
Exchange	Eurex
Currency	CHF
Security type	Future
Underlying	SGS SA
Maturity	09-2024
Contract size	100

Market data

Bid (Bid size)	- CHF (-)
Ask (Ask size)	- CHF (-)
Open	81.7211 CHF
High	81.7211 CHF
Low	81.7211 CHF
Close (prev. day)	81.5011 CHF
Underlying	SGS SA
Underlying price (date)	81.28 (24/05/02)
Settlement price (date)	81.72 (24/05/02)
Open Interest	0

Performance and Risk

	6m	1Y	3Y
Perf (%)	+9.58%	-	-
Perf (abs.)	+7.14	-	-
Beta	-	-	-
Volatility	21.33	-	-

Futures and Options

Related Futures	-
Related Options	-

5Y










Information about previous performance does not guarantee future performance.
Source: FactSet

Price data

Ø price 5 days Ø volume 5 days (pcs.)	82.4109 CHF (0)
Ø price 30 days Ø volume 30 days (pcs.)	83.2235 CHF (0)
Ø price 100 days Ø volume 100 days (pcs.)	78.7823 CHF (0)
Ø price 250 days Ø volume 250 days (pcs.)	- CHF (-)
YTD High date	85.7853 CHF (2024/03/13)
YTD Low date	68.5978 CHF (2024/01/10)
52 Weeks High date	- CHF (-)
52 Weeks Low date	- CHF (-)

Recent Research

on sector		on market	
Date		Headline	Download
2024/04/26		Global Equity Ratings	
2024/04/03		Global Equity Ratings	
2024/03/13		Global Equity Ratings	
2024/02/22		Global Equity Ratings	
2024/02/14		Global Equity Ratings	